

Oxford **Mathematics**

Primary Years Programme



Annie Facchinetti

OXFORD
UNIVERSITY PRESS

Oxford University Press is a department of the University of Oxford. It furthers the University's objective of excellence in research, scholarship, and education by publishing worldwide. Oxford is a registered trademark of Oxford University Press in the UK and in certain other countries.

Published in Australia by
Oxford University Press
Level 8, 737 Bourke Street, Docklands, Victoria 3008, Australia.

© Oxford University Press 2019

The moral rights of the author have been asserted

First published 2019

All rights reserved. No part of this publication may be reproduced, stored in a retrieval system, or transmitted, in any form or by any means, without the prior permission in writing of Oxford University Press, or as expressly permitted by law, by licence, or under terms agreed with the reprographics rights organisation. Enquiries concerning reproduction outside the scope of the above should be sent to the Rights Department, Oxford University Press, at the address above.

You must not circulate this work in any other form and you must impose this same condition on any acquirer.

ISBN 978 0 19 031219 0

Edited by Rebecca Hill
Illustrated by Maxime Lebrun
Typeset by Newgen KnowledgeWorks Pvt. Ltd., Chennai, India
Proofread by Vanessa Lanaway, Red Dot Scribble
Printed in China by Leo Paper Products Ltd

Acknowledgements

Cover: Getty/Jane Burton. Internal: Shutterstock.

To the teacher

Oxford Mathematics PYP provides students with guided and independent work to support mathematical skills and understandings, as well as opportunities for problem-solving in real-world contexts. Teachers will find the supporting materials clear, comprehensive and easy to use. While the series offers complete coverage of the PYP mathematics scope and sequence, teachers can also use the topics that fit well with other areas of work to support student learning across the PYP curriculum.

Student Books

Each topic features:

- **Guided practice** – a worked example of the concept, followed by the opportunity for students to practise, supported by careful scaffolding
- **Independent practice** – further opportunities for students to consolidate their understanding of the concept in different ways, with a decreasing amount of scaffolding
- **Extended practice** – the opportunity for students to apply their learning and extend their understanding in new contexts.

Differentiation

Differentiation is key to ensuring that every student can access the curriculum at their point of need. In addition to the gradual release approach of the Student Books, the Teacher Books help teachers to choose appropriate pathways for students, and provide activities for students who require extra support or extension.

Oxford Mathematics

Primary Years Programme

K

Contents

NUMBER, PATTERN AND FUNCTION

Unit 1 Number and place value

1. Numbers 0 to 10	2
2. Counting to 10	6
3. How many?	10
4. Numbers without counting	14
5. Comparing numbers	18
6. Ordinal numbers	22
7. Numbers 10 to 20	26
8. Teen numbers	30
9. More than and less than	34
10. Adding to 10	38
11. Grouping	42
12. Sharing	46

Unit 2 Fractions and decimals

1. Halves	50
-----------	----

Unit 3 Money and financial mathematics

1. Money	54
----------	----

Unit 4 Patterns and algebra

1. Sorting	58
2. Repeating patterns	62
3. Creating and describing patterns	66

MEASUREMENT, SHAPE AND SPACE

Unit 5 Using units of measurement

1. Length, height and area	70
2. Volume and capacity	75
3. Mass	80
4. Time	84
5. Days of the week	88

Unit 6 Shape

1. 2D shapes	92
2. 3D shapes	96

Unit 7 Location and transformation

1. Position	100
2. Directions	104

DATA HANDLING

Unit 8 Data representation and interpretation

1. Yes or no questions	108
2. Pictographs	112

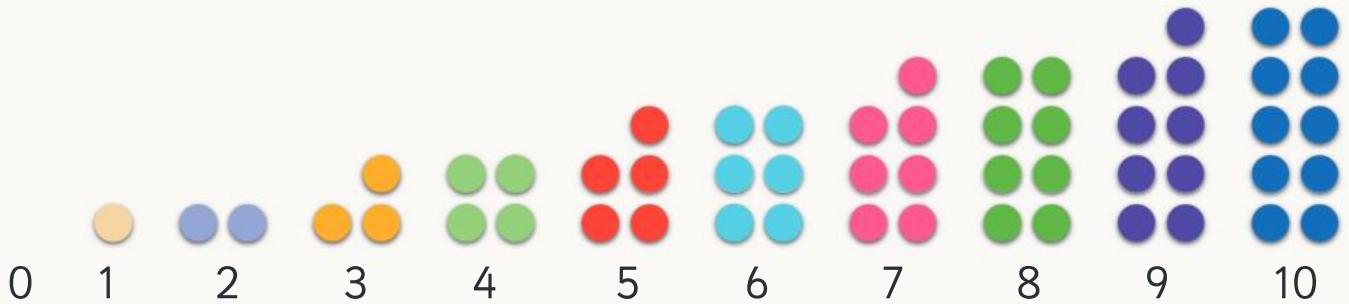
Glossary	116
-----------------	-----

Answers	124
----------------	-----

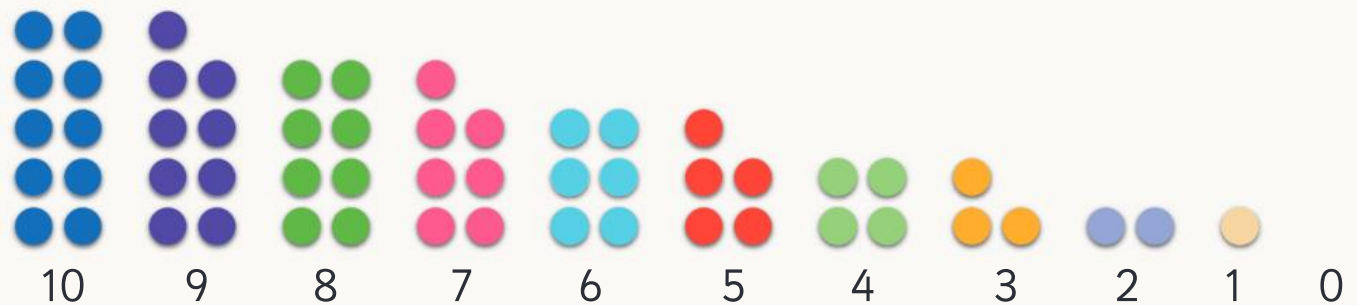
UNIT 1: TOPIC 1

Numbers 0 to 10

Count on.



Count back.



What number comes after 10?



Guided practice

1 Trace the numbers.

a



b



Independent practice

1 Copy the numbers.

a

0	1	2	3	4	5	6	7	8	9	10

b

10	9	8	7	6	5	4	3	2	1	0

2 Fill in the gaps.

a

0	1	2			5				9	
---	---	---	--	--	---	--	--	--	---	--

b

10	9	8		6			3			
----	---	---	--	---	--	--	---	--	--	--

c

4	5	6				10
---	---	---	--	--	--	----

3 What comes after?

a 1

b 2

c 4

d 5

e 7

f 9

Which number is the biggest?



4 What comes before?

a 2

b 4

c 5

d 7

e 9

f 10

5 What comes before and after?

a 2

b 8

c 5

d 7

e 6

f 9

Extended practice



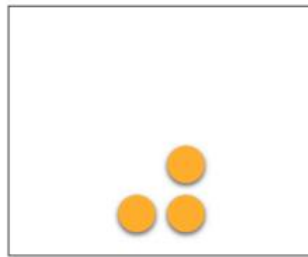
1



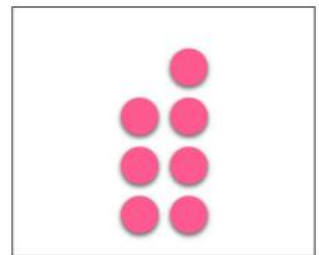
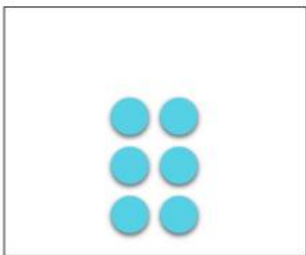
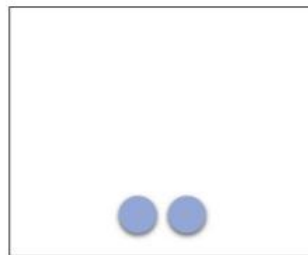
- a Number the carriages 0 to 4.
- b Draw the matching number of people.

2 Circle the group of:


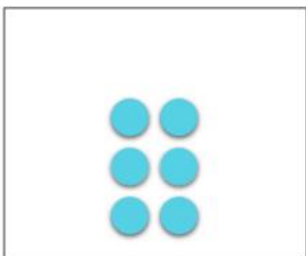

a 3.



b 6.



c 8.



UNIT 1: TOPIC 2

Counting to 10



1 cat



4 cats



7 cats

Which box has the most cats in it?




Guided practice

1 Match the number to the objects.


a



4



2



9

b



7




5



6


Which number is the biggest?




Independent practice

1 Count how many.


a




b




c




d




e




f



g



h



2 Draw:

a 7 pencils.



b 3 stars.



c 5 squares.



d 10 circles.



e 4 books.



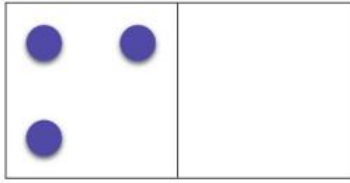
f 6 faces.



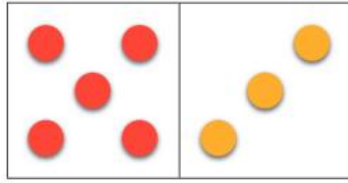
Extended practice

1 How many dots?


a



b



c




2 Draw dots to match the numbers.

a



5

b



9

c



2

3 Order from smallest to biggest.

a

4

7

3

5

b


10

1

6

8

What's the biggest number you know?



UNIT 1: TOPIC 3

How many?



4

is the same number as



4



If I take away 1 hat, which group will have more?

Guided practice

1 a How many?




b Are the groups the same size?

Yes

No

2 a How many?



b Are the groups the same size?

Yes

No

Independent practice

1 Circle the matching number.


a

	4 5 6
--	-------------

b

	7 8 9
--	-------------

c

	6 8 10
--	--------------

d

	6 8 10
--	--------------

e


	3 4 5
---	-------------

Remember to count to check you have the right number.




2 Draw more to make:


a 3.




b 5.




c 8.




d 4.




e 6.




f 10.



g 9.








h 8.




Extended practice

1 Draw lines to match groups of the same number.




2



a How many?

b Draw 1 more.
How many now?

3




a How many?


b Draw 2 more.
How many now?

UNIT 1: TOPIC 4


Numbers without counting




1




2



3




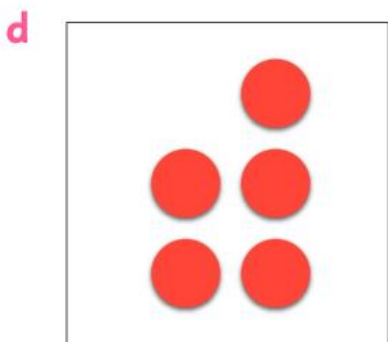


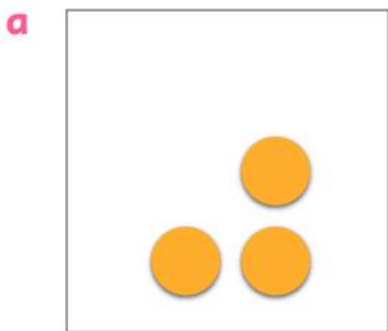
4



5

Guided practice

1 Write how many without counting.



Which box has the most dots?



Independent practice

1 Match the numbers and pictures without counting.

a

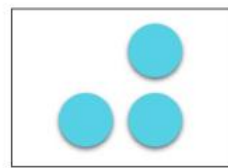
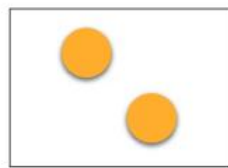

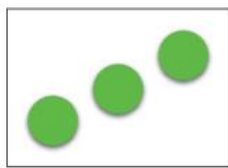

3

1

2

3

2



b

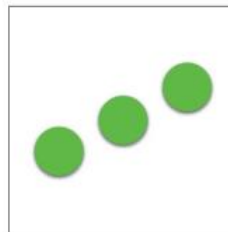



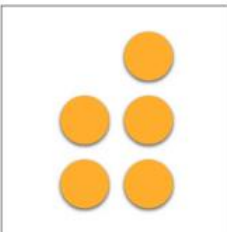
3

2

5

4

6



c

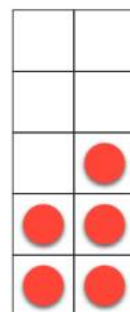
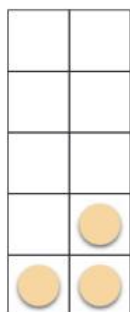

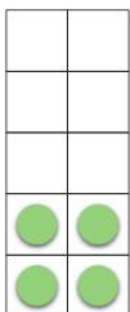
7

3

4

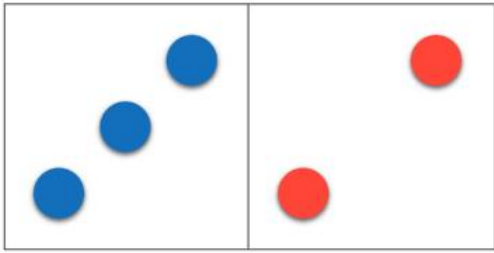
5

10




2 Write how many dots without counting.


a



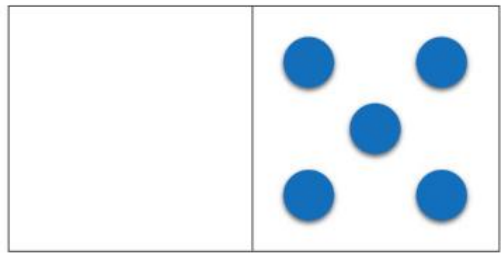
b



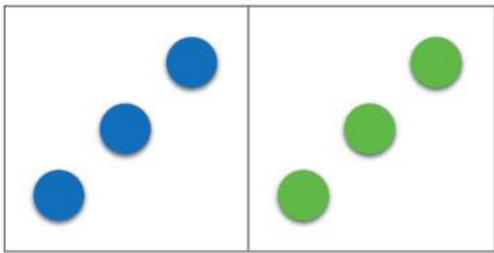
c



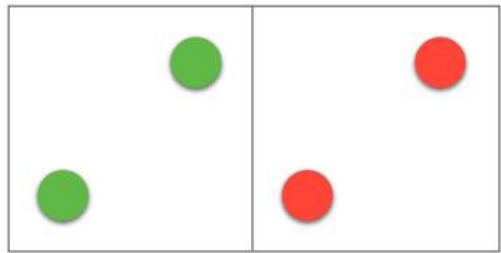
d



e


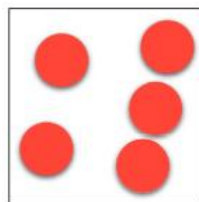




f




3 Circle the odd group out.

a



b



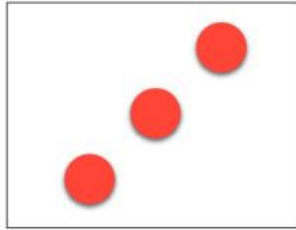



Hmm. Do all the groups have the same number of items in them?



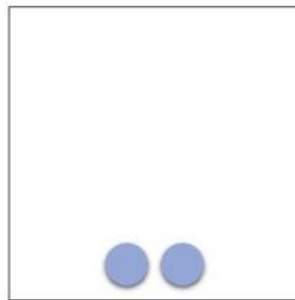
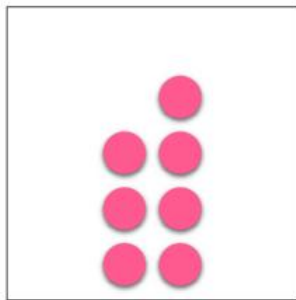



Extended practice

1 Redraw from smallest to largest.




2 Draw lines to match groups of the same number.




UNIT 1: TOPIC 5

Comparing numbers



More



Less

How do you know which group has more?



Guided practice

1 Circle the group with more.


a



b



c




Independent practice

1 a How many?



b Draw a group with more.



2 a How many?



b Draw a group with more.




3 a How many?



b Draw a group with less.



4 a How many?



b Draw a group with less.


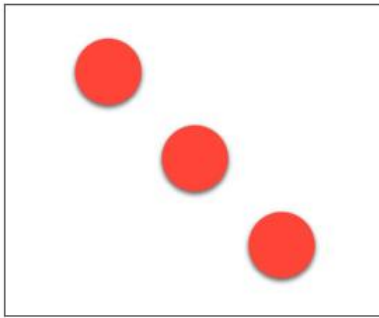


5 Does the second group have less, more or the same number?

Can you work out the answers without counting?



a





Less

More

Same

b




Less

More

Same

c

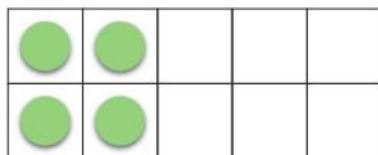
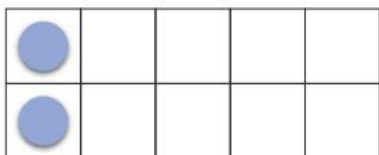


Less

More

Same

d



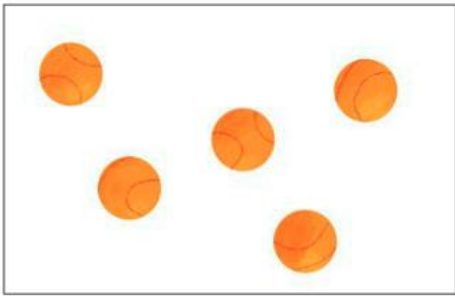
Less

More

Same

Extended practice


1 Match the pictures, numbers and ten frames.




8



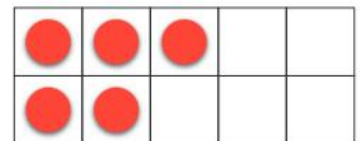
3



10



5



7



UNIT 1: TOPIC 6

Ordinal numbers




1st 2nd 3rd 4th 5th 6th
first second third fourth fifth sixth

When have you been first at something?

Guided practice



1 Follow the instructions to colour the mice.



- a** 1st: **red** **b** 2nd: **grey** **c** 3rd: **purple**
d 4th: **blue** **e** 5th: **yellow** **f** 6th: **green**

2 What colour is:

a the 1st?



b the 2nd?



c the 6th?



Independent practice

1 Match the words and numbers.

first

second

third

fourth

fifth

sixth

3rd

1st


6th

5th

2nd

4th

2 Label the birds from 1st to 6th.



3 Rewrite in the correct order.

second

fourth

third

first

4 Look at the picture.



Which animal is:

a 1st?

b 6th?

c second?

d third?

What comes after 6th?



5 Circle the:

a 2nd.



b 5th.



c 4th.



Extended practice

1 Match the activities to their order.



4th

1st

3rd

2nd


2 Draw a:

a



in the 1st box.

b



in the third box.

c



in the 6th box.

d



in the last box.

e



in the 4th box.

f



in the second box.

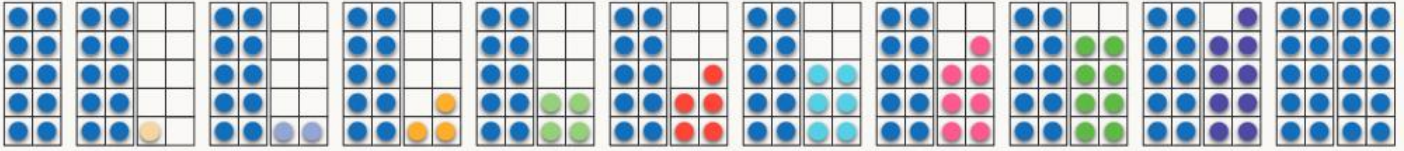
--	--	--	--	--	--	--

UNIT 1: TOPIC 7

Numbers 10 to 20

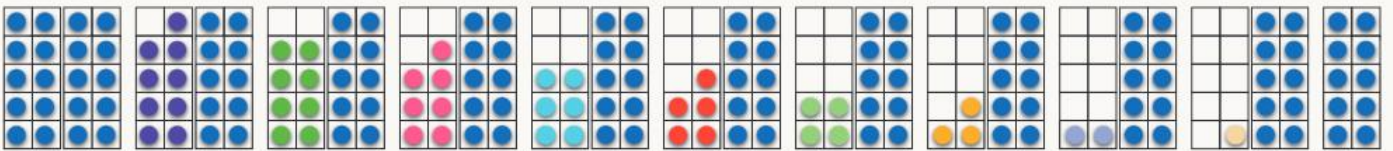
Count on.

10 11 12 13 14 15 16 17 18 19 20



Count back.

20 19 18 17 16 15 14 13 12 11 10



What number comes after 20?



Guided practice

1 Trace the numbers.

a Count on.

10 11 12 13 14 15 16 17 18 19 20

b Count on.

5 6 7 8 9 10 11 12 13 14 15

c Count back.

20 19 18 17 16 15 14 13 12 11 10

Independent practice

1 Copy the numbers.

a

10	11	12	13	14	15	16	17	18	19	20

b

20	19	18	17	16	15	14	13	12	11	10

2 Fill in the gaps.

a

10	11		13	14			17	18		
----	----	--	----	----	--	--	----	----	--	--

b

20		18	17	16			13	12		10
----	--	----	----	----	--	--	----	----	--	----

c

13	14		16	17		
----	----	--	----	----	--	--

3 What comes after?

a 10

b 13

c 15

d 16

e 18

f 19

How many digits are in each of the numbers?



4 What comes before?

a 11

b 13

c 10

d 16

e 19

f 20

5 What comes before and after?

a 14

b 17

c 15

d 12

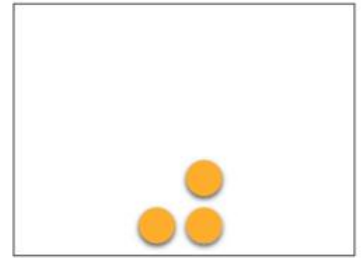


e 19

f 11


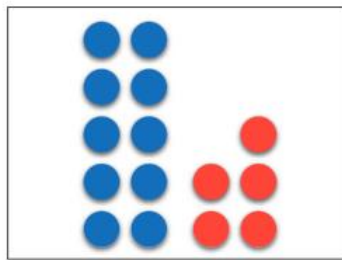

Extended practice

1 Circle the group of:

a 13.



b 18.



2 Fill in the missing numbers.

11	12	13			16		18		20
21		23	24	25		27		29	30

3 Write the next 2 numbers.

a

9		
---	--	--

b

18		
----	--	--

c

21		
----	--	--

d

27		
----	--	--

e

16		
----	--	--


f

26		
----	--	--

UNIT 1: TOPIC 8


Teen numbers

11




eleven

12




twelve

13




thirteen

14




fourteen

15




fifteen

16




sixteen

17



seventeen

18



eighteen

19



nineteen


What do all the pictures have in common?



Guided practice

1 Match the numbers to the groups.


a



11




15



16

b



18



13



17

Independent practice

1 Match the words and numbers.

a

eleven twelve thirteen fourteen fifteen

14 13 11 15 12

b

sixteen seventeen eighteen nineteen


16 19 17 18

2 Count how many.

a




b



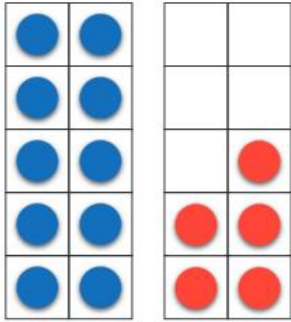
c



d



3

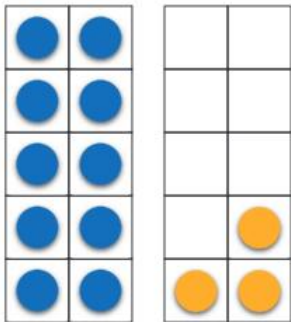


a How many **blue**?

b How many **red**?

c How many altogether?

4

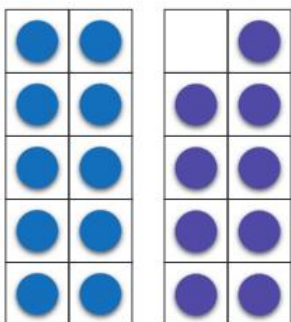


a How many **blue**?

b How many **yellow**?

c How many altogether?

5

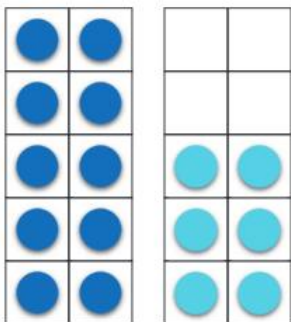


a How many **blue**?

b How many **purple**?

c How many altogether?

6



a How many **blue**?

b How many **teal**?

c How many altogether?

What would 20 look like on the ten frames?



Extended practice

1 Draw more to make:

a 12.

●	●		
●	●		
●	●		
●	●		
●	●		

b 17.

●	●		
●	●		
●	●		
●	●		
●	●		
●	●		

c 18.

●	●		
●	●		
●	●		
●	●		
●	●		

d 14.

●	●		
●	●		
●	●		
●	●		
●	●		
●	●		

2 Order from smallest to largest.

a

19	12	2	14	16	5
				16	

b

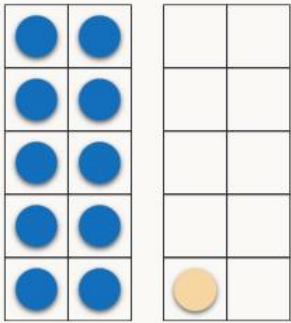
20	17	10	6	11	7

c

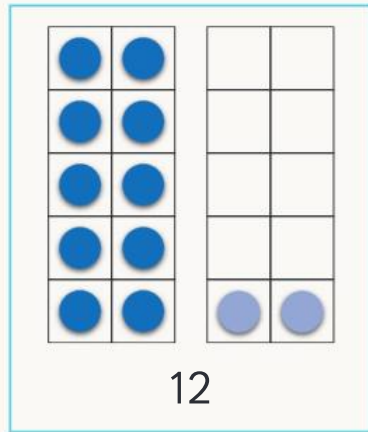
15	5	12	2	11	1

UNIT 1: TOPIC 9

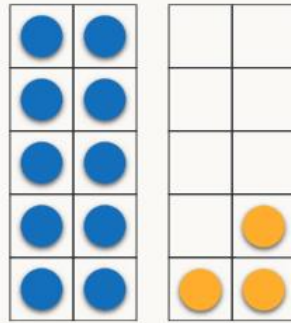
More than and less than



11



12



13

12 is 1 **more** than 11.

12 is 1 **less** than 13.

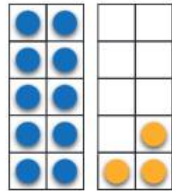
Is 11 more or less than 13?



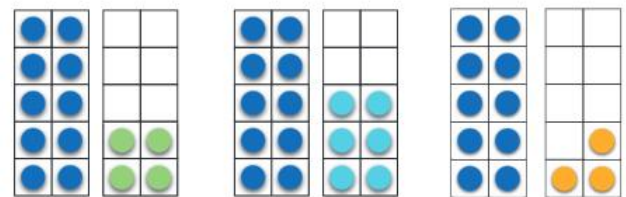
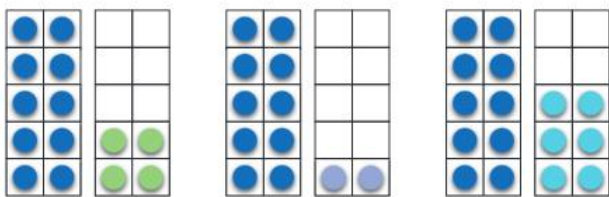
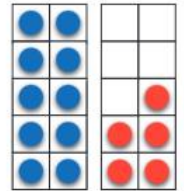
Guided practice

1 Circle:

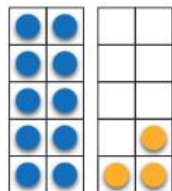
a 1 **more** than 13.



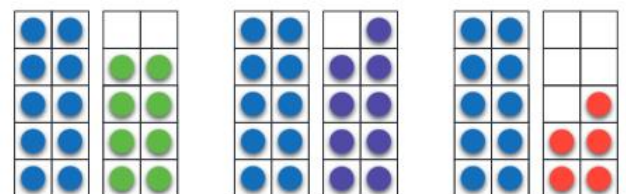
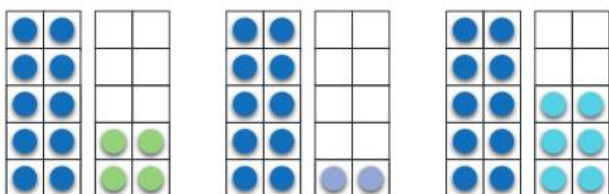
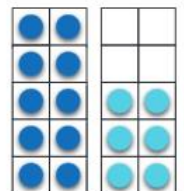
b 1 **more** than 15.



c 1 **less** than 13.




d 1 **less** than 16.




Independent practice

1 Draw a group with **more**.

a





b




2 Draw a group with **less**.



a



b



3 a Circle the group with **more**.




b How many more?

4 a Circle the group with **more**.



b How many more?

5 a Circle the group with **less**.



b How many less?

Which group on this page has the most items in it?



Extended practice

1



a Are there more than 12 animals?

Yes No

b Are there less than 20 animals?

Yes No

c Are there more dogs than cats?

Yes No

d Are there more than 12 cats?

Yes No

2 a Draw 3 more.

b How many now?

●	●	●	●	●	●				
●	●	●	●	●					

3 a Draw 5 more.

b How many now?

●	●	●	●	●	●	●	●	●	●	●	●			
●	●	●	●	●	●	●	●	●	●	●	●			

UNIT 1: TOPIC 10

Adding to 10

Pairs that make 4



0 and 4 makes 4



1 and 3 makes 4



2 and 2 makes 4



3 and 1 makes 4



4 and 0 makes 4

When you join 2 numbers together, it is called adding.



Guided practice

1 Record the pairs that make 5.



and
makes 5



and
makes 5




and
makes 5



and
makes 5





and
makes 5











and
makes 5

Independent practice

1 Draw lines to match the pairs that make 7.




2 Draw lines to match the pairs that make 10.



Can you work out how many items are in each box without counting?



3 Fill in the gaps.




and makes



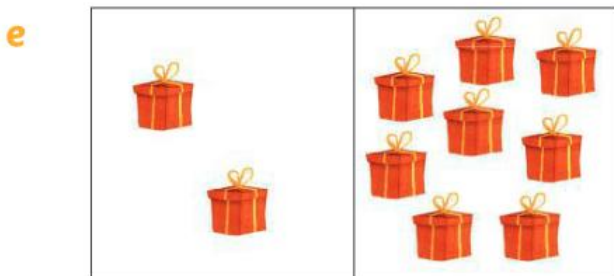
and makes




and makes



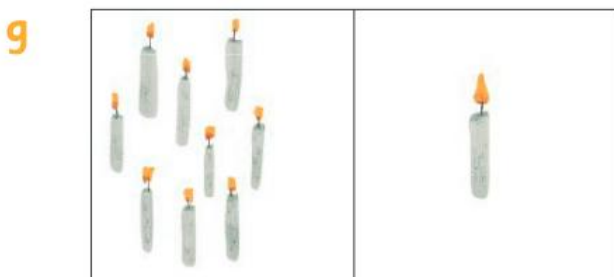
and makes




and makes



and makes



and makes

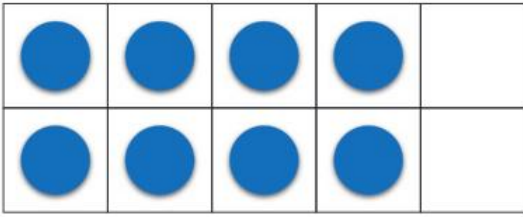


and makes

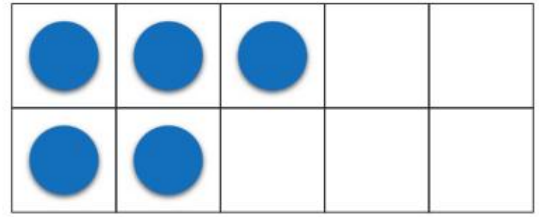
Extended practice

1 How many more to make 10?

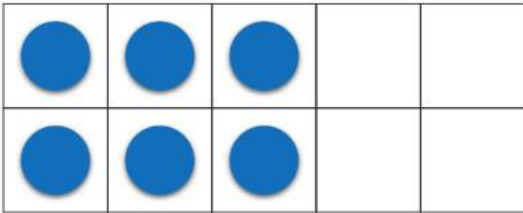
a



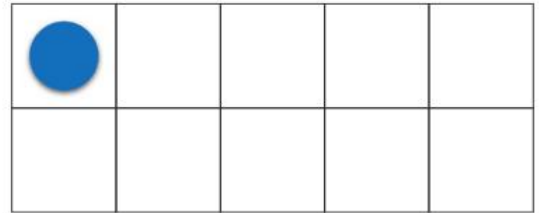
b



c



d



2 a Draw pencils in the jars so there are 10 altogether.

b Fill in the gaps to match your picture.



and makes

UNIT 1: TOPIC 11

Grouping

6 koalas



1

2

3

3 groups of 2

Is each group the same size?

Guided practice

1 a How many altogether?

b How many groups of 2?



2 a How many altogether?

b How many groups of 3?



Independent practice

1 Draw circles to make groups of:

a 2.



b 3.



c 1.



d 2.




e 5.



2 Are the groups equal or unequal?


a



Equal

Unequal


b



Equal

Unequal

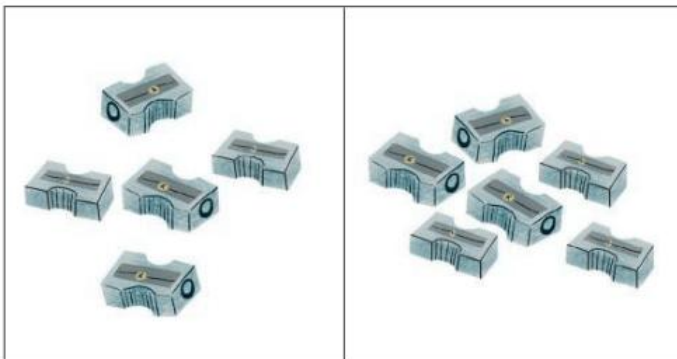
c



Equal

Unequal

d



Equal

Unequal

How many more would you need to make the groups equal?



Extended practice

1 a Draw circles to make equal groups.



b How many in each group?

2 a Draw circles to make equal groups.



b How many in each group?

3 a Draw circles to make equal groups.




b How many in each group?

Sharing



2 people



4 cookies



2 cookies each

The shares need to be equal.



Guided practice

1 Draw how many each person gets.


a



4 people



4 cookies



b



3 people





6 cookies



Independent practice

- 1 a Share the fish into the ponds.




- b How many in each?

- 2 a Share the jellybeans into the jars.



- b How many in each?

- 3 a Share the balls into the boxes.



- b How many in each?

4

a Draw lines to share 6 bananas between 2 monkeys.



b How many each?

5

a Draw lines to share 10 muffins between 5 children.



Could 10 muffins be shared fairly between 4 children?

b How many each?



6

a Draw lines to share 9 sheep between 3 pens.



b How many in each?

Extended practice

1 a Draw more balloons to make the shares fair.

b How many each?


c How many altogether?



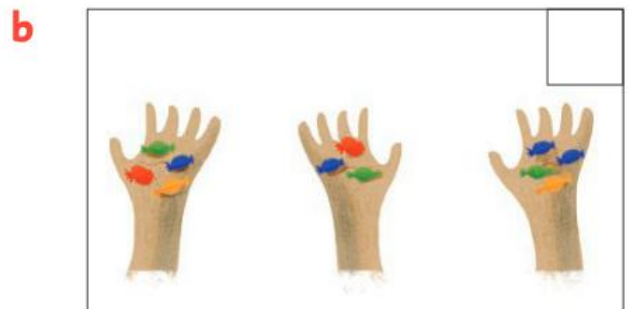
2 a Draw more doughnuts to make the shares fair.

b How many each?

c How many altogether?



3 Tick the fair shares.



UNIT 2: TOPIC 1

Halves



1 whole



1 half



1 half


How many halves
make a whole?



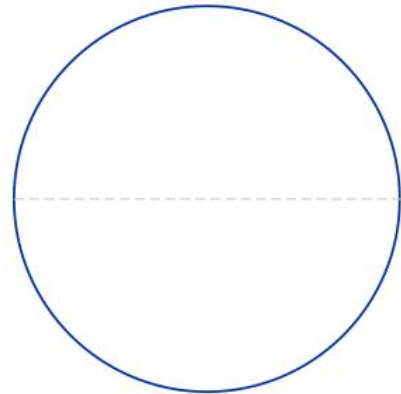
Guided practice

1 Colour half.

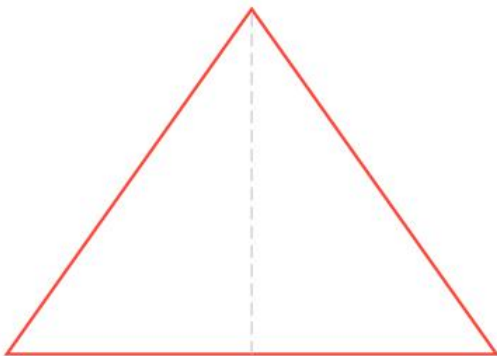
a



b



c



d



Independent practice

1 Half or whole?

a



Half

Whole

b



Half

Whole


c



Half

Whole

d



Half

Whole

e



Half

Whole

f




Half

Whole

2 Circle the picture that shows halves.

a



Halves need to be the same size.



b



c




d



Extended practice

1 Draw a line to make halves.


a



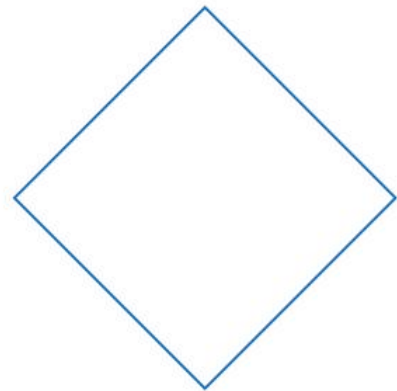
b



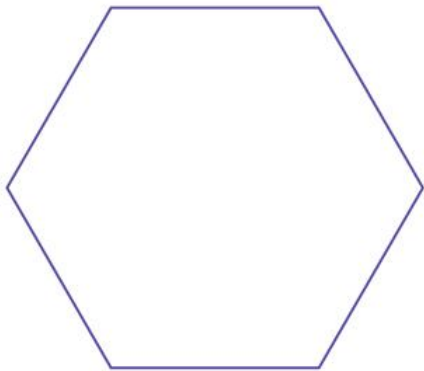
c



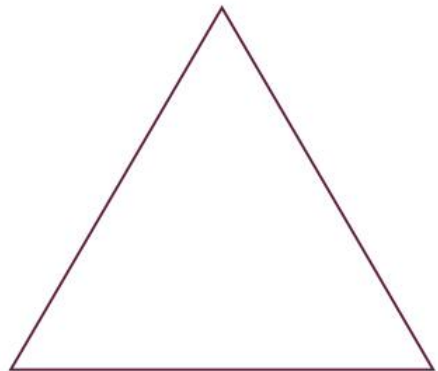
d



e



f



2 Show 2 ways to cut the square in half.



UNIT 3: TOPIC 1

Money

We use money to buy all sorts of things.



food



clothes



books



pets

Coins and notes are also called cash.



Guided practice

1 Tick the places where you would need money.



at the movies



walking in the park



at the supermarket



asleep in bed



at an ice-cream shop



in a restaurant

Independent practice

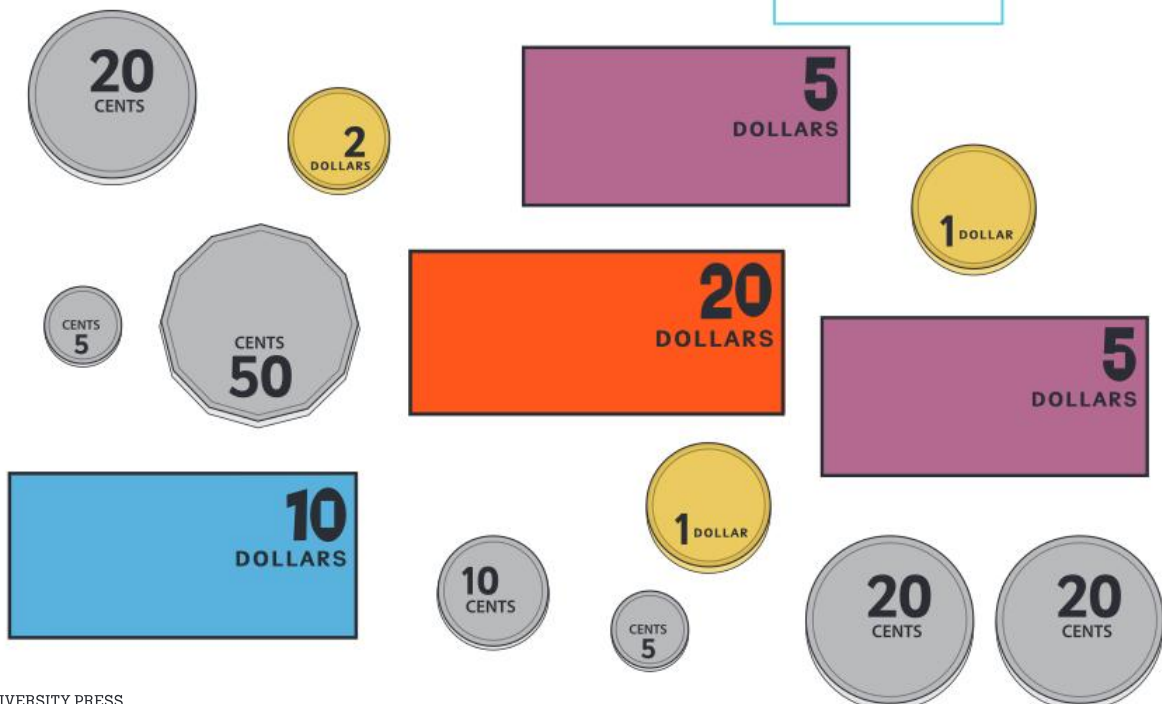
1 Ava dropped all her coins. How many did she have?



2 Ben emptied his money box.

a How many coins does he have?

b How many notes does he have?



3 Flynn and Hannah compared their coin collections.



Flynn



Hannah

a How many does Flynn have?

b How many does Hannah have?

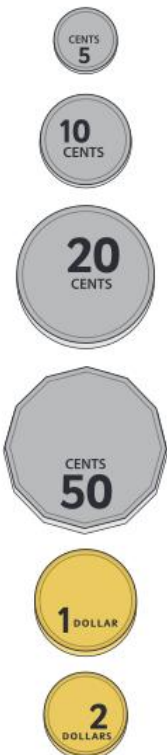
c Who has more?

Flynn	Hannah
-------	--------

Flynn and Hannah's coins are from all around the world!



4 Draw lines to match the coins that are the same.



Extended practice

1 Draw 2 different places you might need money.

--	--

2 Ellie went shopping. Circle the coins she would need to buy the following:

a

	
---	--

b


	
---	--

c

	
---	--

UNIT 4: TOPIC 1

Sorting



Squares



Triangles



Circles




You can sort in lots of ways, such as by size or colour.

Guided practice

- a** Colour the squares **red**.

b Colour the triangles **blue**.

c Colour the circles **green**.



2 How many:

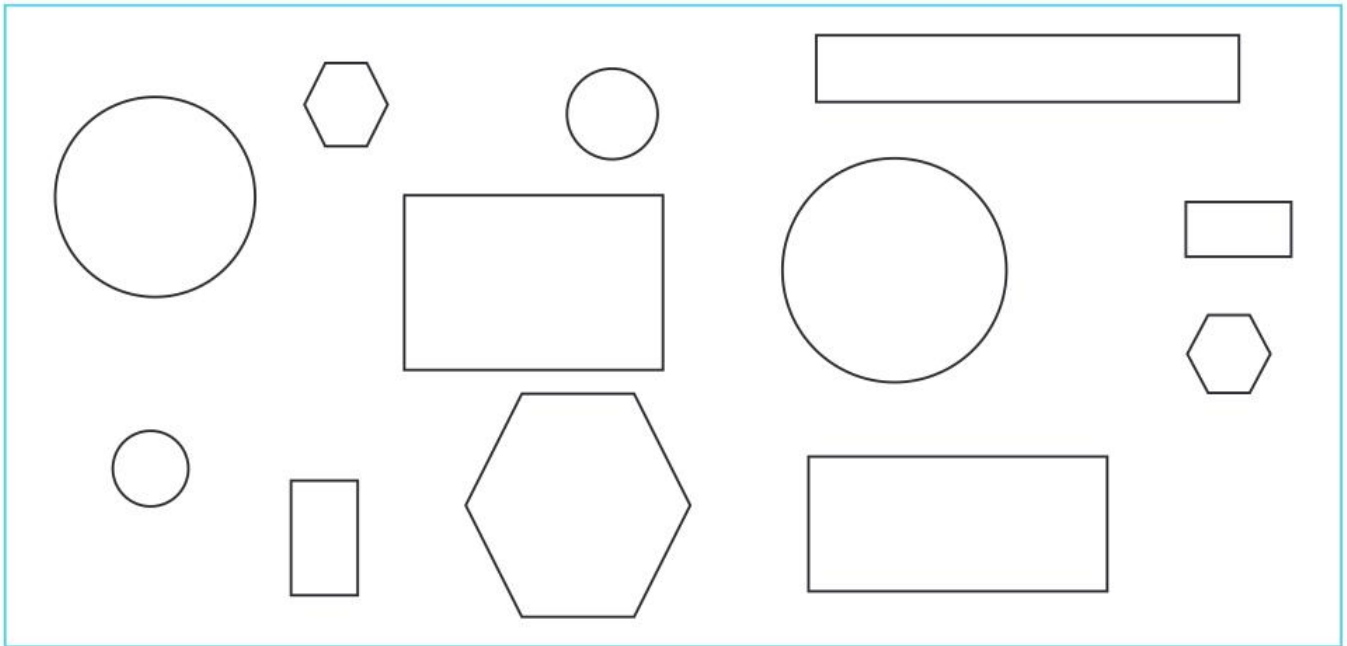
a  ?

b  ?


c  ?

Independent practice

- Circle all the small shapes.
 - Colour the rectangles **blue**.



- Colour all the clothes **red**.
 - Colour all the animals **brown**.
 - Circle all the bottles.



3 Circle the item that doesn't belong.

a



b



c



4 Draw lines to sort the items.


People



Dogs




Birds




Extended practice

- 1 Sort the items into groups by colouring.

Could you sort the items another way?




- 2 Draw the shapes sorted into groups.



UNIT 4: TOPIC 2

Repeating patterns

Shape pattern



Picture pattern



The rule for the picture pattern is cat, cat, dog.


Guided practice

1 Continue the patterns.

a



b



c



d




Independent practice

1 Complete the patterns.

a




b



c



d





e



2 Draw the part of the pattern that repeats.


a



b



c



3 Finish the colour patterns.

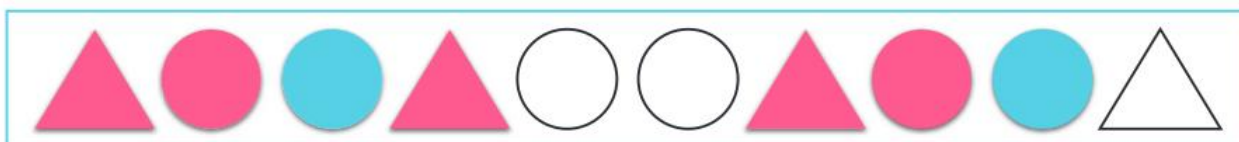
a



b



c



Extended practice

1 Use the shapes to make a pattern.

a



b



2 Circle the shape that doesn't belong in the pattern.

a





b



UNIT 4: TOPIC 3

Creating and describing patterns

 and  can make this pattern:



Or this pattern:



Or even this pattern:



Can you make any other patterns with these shapes?



Guided practice

1 Draw 2 different patterns with these shapes.




Independent practice

- 1 a Circle the part of the pattern that repeats.




- b How many items did you circle?

- 2 a Circle the part of the pattern that repeats.



- b How many items did you circle?

- 3 a Circle the part of the pattern that repeats.



- b How many items did you circle?

- 4 a Circle the part of the pattern that repeats.



- b How many items did you circle?

5 a Circle the mistake.



b Draw the correct shape.




6 a Circle the mistake.



b Draw the correct shape.



How did you know which shape to draw?






7 Circle what comes next.

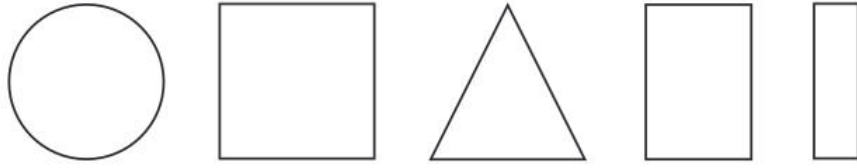
a



b



Extended practice



- 1** Choose from these shapes to make your own pattern with:
- a** 2 repeating shapes.

- b** 3 repeating shapes.

- 2** Follow the directions to finish the pattern.

a Draw a  in the 1st space.

b Draw a  in the 3rd space.

c Draw a  in the 2nd space.



- d** How many repeating shapes are there in the pattern?

UNIT 5: TOPIC 1

Length, height and area

Length



Longer



Shorter



Taller



Shorter

You need to line the ends of objects up to check which object is longer.



Guided practice

1 Circle the **longer** item.

a



b



2 Circle the **shorter** item.

a



b



Independent practice

1 Draw a line that is:

a longer.




b shorter.

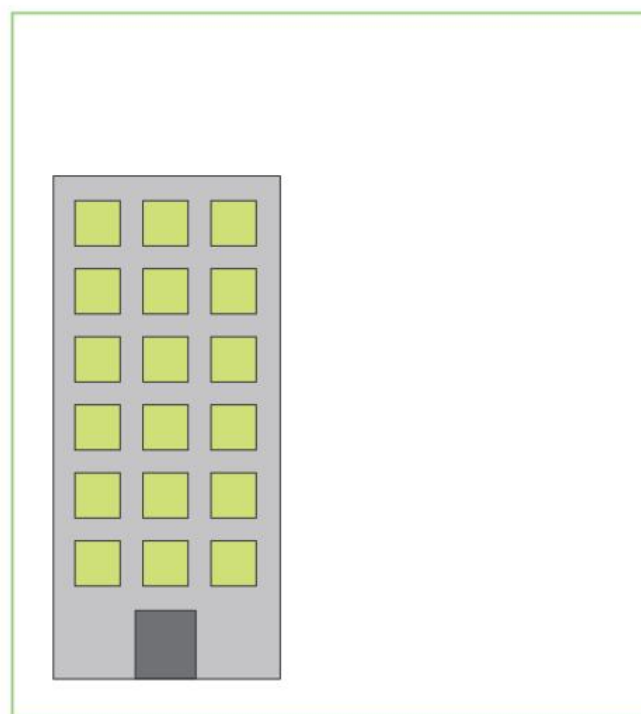


2 Draw a building that is:

a taller.



b shorter.



Area



The surface of the blue book is bigger than the green book.

The blue book has a bigger area.


You can place one object on top of another to compare their areas.




Guided practice

1 Circle the shape with the bigger area.

a



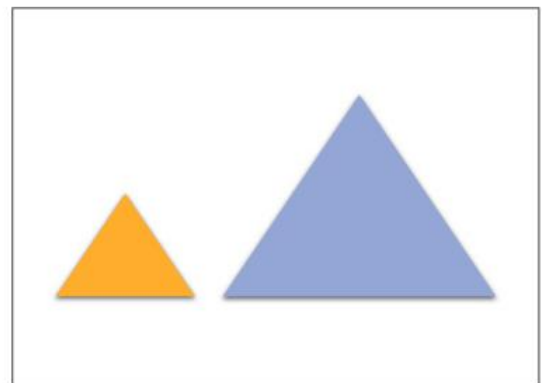
b



c



d



Independent practice

- 1 a Cover the front of a book with square blocks.

How many did you need?

- b Cover the front of a different book with square blocks.

How many did you need?

- c Draw the book with the bigger area.

Try putting one of your books on top of the other to see which has a bigger area.



- 2 Find and draw an object with an area of about 8 blocks.

- 3 Find and draw an object with an area of about 12 blocks.


Extended practice

1 Find and draw something:


a longer than your hand span.



b shorter than your hand span.




c taller than you.




2 Find and draw something with an area:

a bigger than this book.



b smaller than this book.



UNIT 5: TOPIC 2

Volume and capacity

Volume



Takes up more space



Takes up less space

The amount of space an item takes up is called its volume.



Guided practice

1 Circle the item that takes up **more** space.

a



b



2 Circle the item that takes up **less** space.

a




b




Independent practice

1 Draw something that takes up **more** space than:

a




b




2

a Make this object with blocks.



b Use the same blocks to make this object.



c Circle the object that needed **more** blocks.

Capacity



Holds more



Holds less

The amount a container can hold is called its capacity.



Guided practice

1 Circle the container that holds **more**.

a



b



2 Circle the container that holds **less**.

a



b





Independent practice

1 Draw something that holds **more** than:

a



b



2 Match the words and pictures.

Full


Half-full

Empty

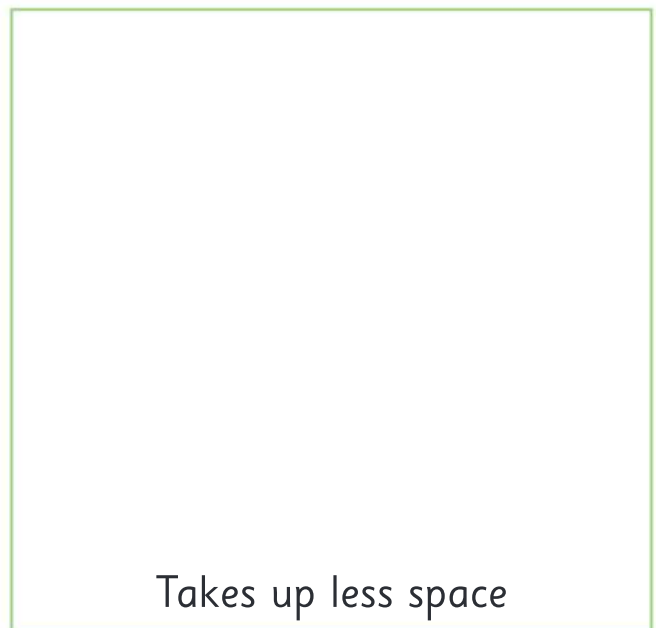
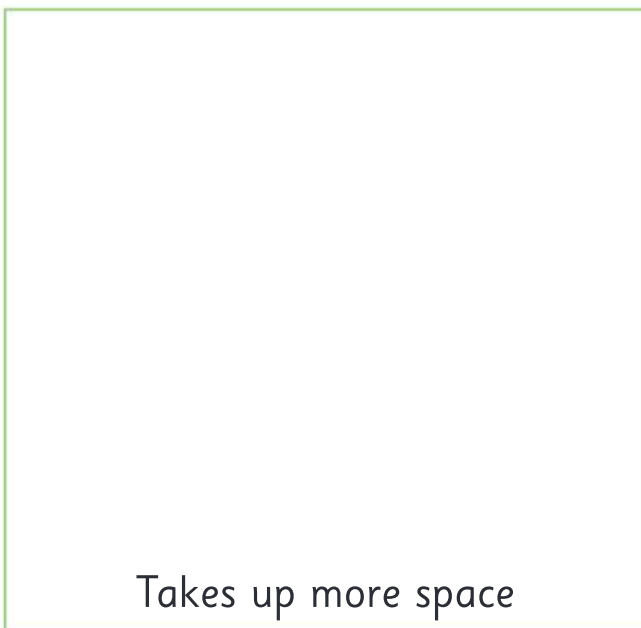


Extended practice

- 1
 - a Choose 2 empty containers.
 - b Fill with water to find which container holds more.
 - c Draw the containers.



-
- 2
 - a Choose 2 empty boxes.
 - b Fill with blocks to find out which box takes up more space.
 - c Draw the boxes.



UNIT 5: TOPIC 3

Mass



Heavy



Light

You can lift objects with your hands to see if they are heavy or light. This is called hefting.



Guided practice

1 Circle the **heavier** object.

a



b



2 Circle the **lighter** object.

a



b



Independent practice

1 Heft each pair of objects. Circle the **heavier** one.

a



b



c



d



2 Heft each pair. Circle the **lighter** one.

a



b



c



d



3 Heavy or light?

a



Heavy Light

b



Heavy Light

c




Heavy Light

Are bigger objects
always heavier?




4 Colour the easiest object to push or pull.

a



b




5 Colour the hardest object to push or pull.

a



b



Extended practice

1 Draw something **heavier** than:

a



b



2 Draw something **lighter** than:

a



b



3 a Draw an object that is easy to push or pull.

b Draw an object that is hard to push or pull.

UNIT 5: TOPIC 4

Time



I get up at
7 o'clock.



I start school at
9 o'clock.



I get home at
4 o'clock.



For o'clock times, the big hand is on the 12 and the little hand tells you what hour it is.



Guided practice

1 Circle the event that happens first.

a



b



2 Draw lines to match the clocks and the times.



7 o'clock



5 o'clock



10 o'clock

Independent practice

1 Draw lines to show the order.



1st

2nd

3rd

4th

2

a Circle the things that take a **long** time.



b Circle the things that take a **short** time.



3 What time is it?

a



o'clock

b



o'clock

c



o'clock

d



o'clock

e



o'clock

f



o'clock

4 Tick the things that happen at night.





Extended practice

1 Draw something that you do:

a in the morning.

b in the afternoon.



2 About what time do you:

a go to bed?

b eat lunch?

c go to school?



o'clock



o'clock



o'clock

UNIT 5: TOPIC 5

Days of the week

Monday Tuesday **Wednesday** Thursday Friday Saturday Sunday



If today is Wednesday, yesterday was Tuesday and tomorrow will be Thursday.

There are 5 weekdays and 2 weekend days.



Guided practice

1 a Write the days of the week in the right order.

Tuesday
Monday
Wednesday
Friday
Saturday
Sunday
Thursday

Monday

b Write your favourite day of the week.

--

Independent practice

- 1 a Colour the weekdays **blue**.
b Colour the weekend days **red**.

Monday	Tuesday	Wednesday	Thursday	Friday	Saturday	Sunday
--------	---------	-----------	----------	--------	----------	--------

- 2 Draw lines to show:

- a the days you go to school.



Monday

- b the days you have sport at school.



Tuesday

Wednesday

Thursday

- c what day it is today.



Friday

Saturday

- d the day after Saturday.



Sunday

3 Draw something you do on:

a Monday.

b Friday.

c Saturday.

d Sunday.

4 **a** Today is

b Yesterday was

c Tomorrow will be

*Days of the week
always start with a
capital letter.*



Extended practice

1 Fill in the missing days.

a

Monday

Wednesday

b

Sunday

Monday

2 What day comes **after**:

a Tuesday?

b Friday?

c Thursday?

d Sunday?

What smaller word is at the end of all the days of the week?



3 What day comes **before**:

a Monday?

b Saturday?

c Wednesday?

d Friday?

UNIT 6: TOPIC 1

2D shapes



Circle



Triangle



Square





Rectangle

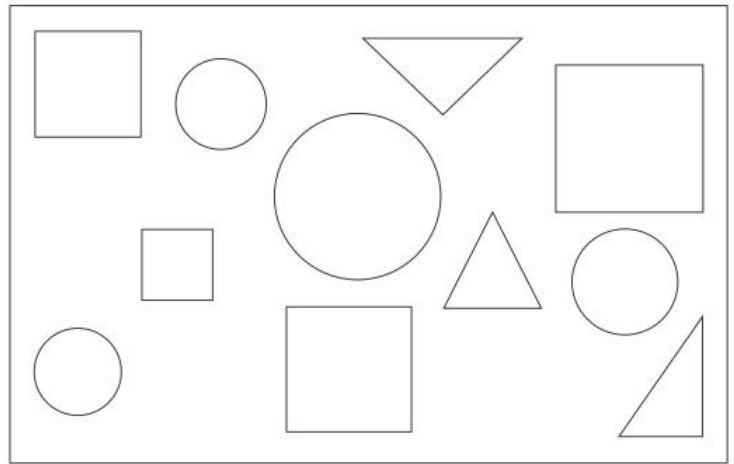
2D stands for two-dimensional. 2D shapes are flat.




Guided practice

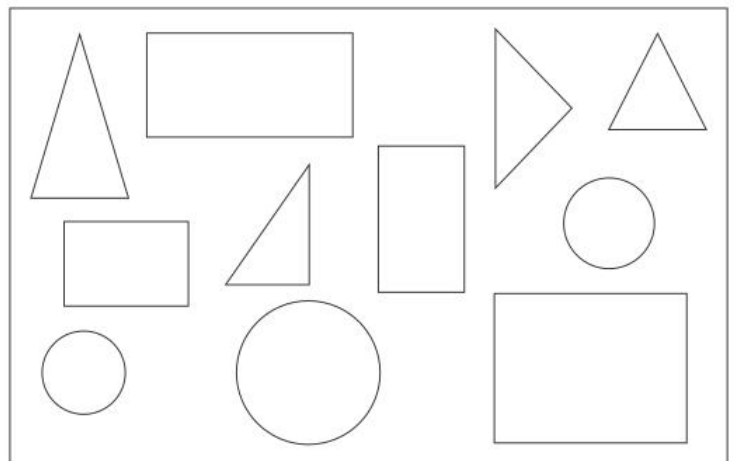
1 a Colour the circles **red**. 

b Colour the squares **green**. 




2 a Colour the rectangles **blue**. 

b Colour the triangles **yellow**. 



Independent practice

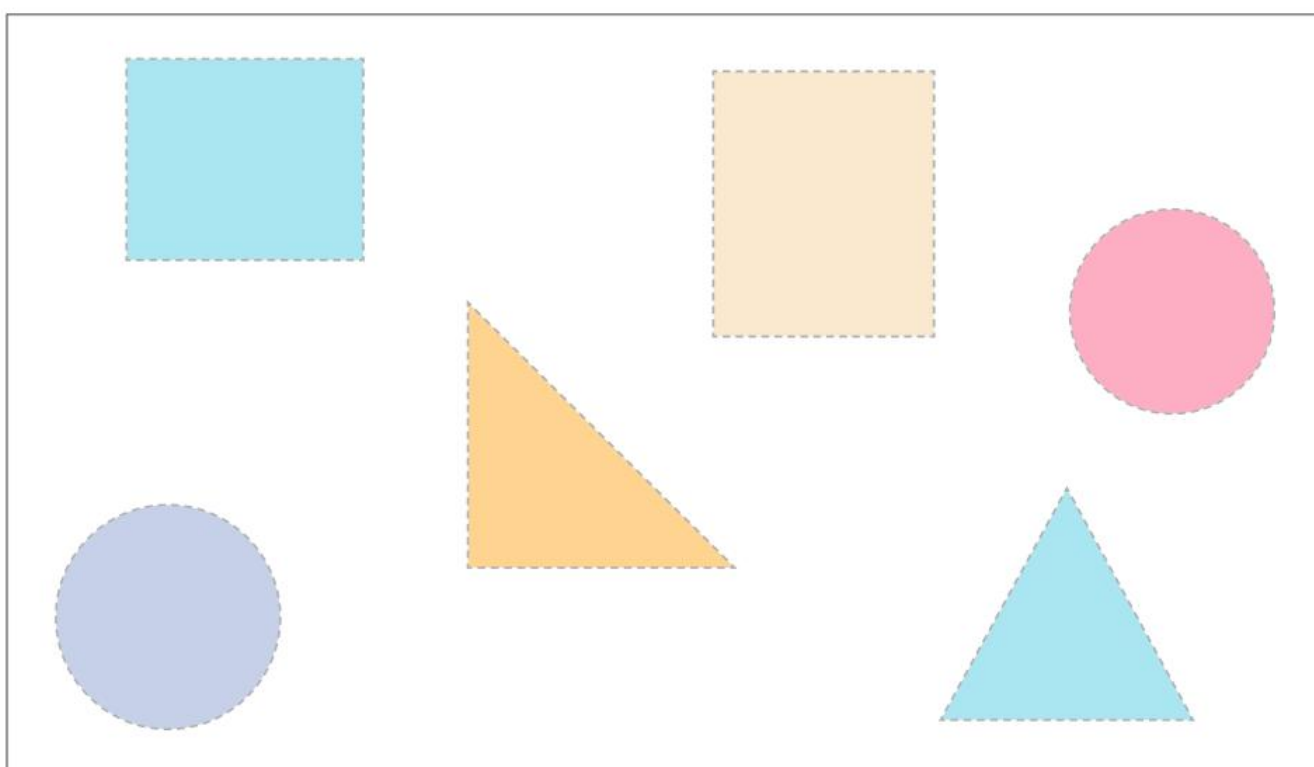
- 1 Draw lines to match the shapes that are the same.



- 2 a Trace the straight lines in **blue**.



- b Trace the curved lines in **red**.



3 How many:

a



corners?

sides?

b



corners?

sides?

c



corners?

sides?

d



corners?

sides?

A side is a straight line that joins one corner of a shape to another corner.

4 How many:


a

triangles?

b rectangles?


c

circles?




Extended practice

- 1 Draw a shape with:
a 4 corners and 4 sides.



- b no corners and no sides.



- c 3 corners and 3 sides.

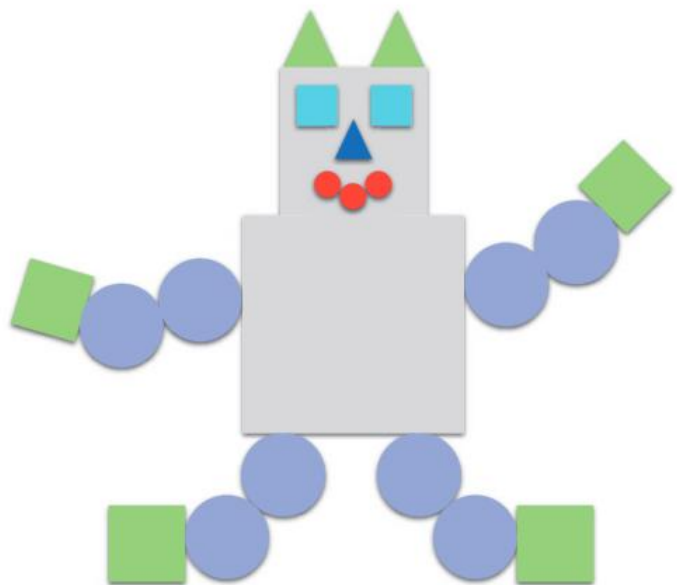


- 2 How many:

- a squares?

- b circles?

- c triangles?



UNIT 6: TOPIC 2

3D shapes



Sphere



Cube



Cylinder



Cone

3D stands for
three-dimensional.
3D shapes are not flat.



Guided practice

1

a Circle the spheres in **red**.



b Circle the cubes in **green**.



2

a Circle the cylinders in **blue**.

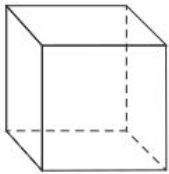


b Circle the cones in **yellow**.





Independent practice

1 Match the drawings with the real objects.



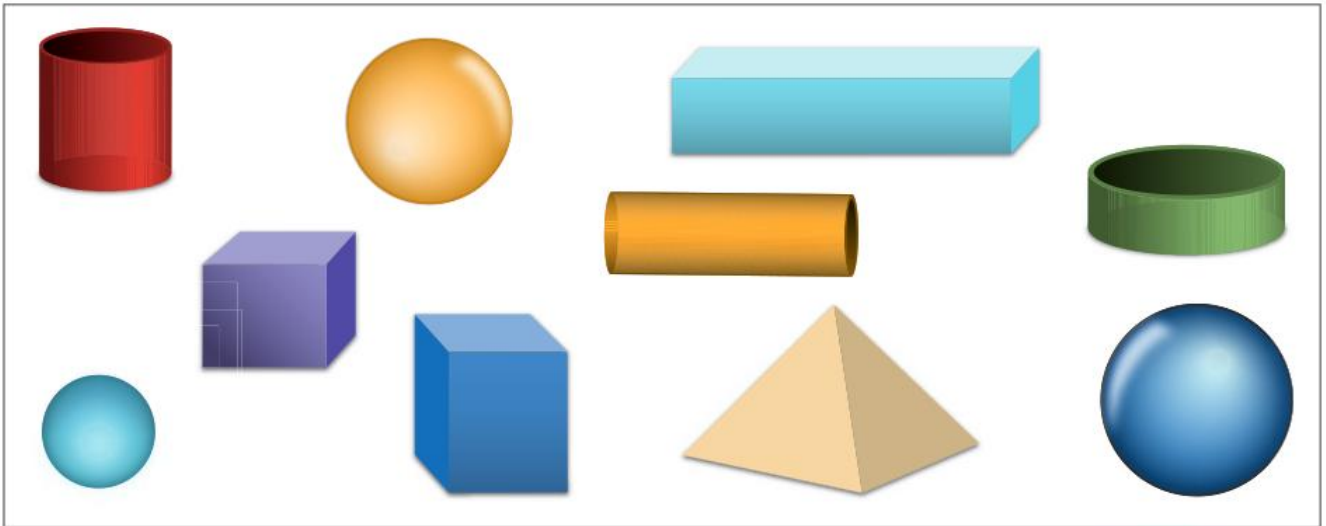
2 a Draw the 2D shape that makes up the faces of a cube.



b How many sides does a cube have?



3 Circle the objects that can roll.



Objects that can roll have at least one curved face.

4 How many:

a spheres?



b cubes?



c cylinders?



d cones?





Extended practice

1 Circle the object that does not belong.

a



b




c



2 a Draw some objects that are cubes.



b Draw some objects that are spheres.



UNIT 7: TOPIC 1

Position



The tree is **next to** the house.

The boy is **under** the tree.


The dog is **near** the boy.


What other words can describe where something is?




Guided practice


1 Colour the word that describes the position of each item.




a The  is

under
above

 the .

b The  is moving

towards
away from

 the .

c The  are

above
below

 the .

d The  is

between
on

 the  and the .

Independent practice

1 Draw a ball:

a **inside** the box.



b **on** the table.



c **next to** the bat.



d **between** the boy and the girl.



e **near** the cat.



f **under** the car.



2 Left or right?

a



The dog is to the

left
right

 of the cat.

b



The cheese is to the

left
right

 of the bread.

c



The book is to the

left
right

 of the hat.

Do you write with your left or right hand?

3



- a Draw a tree **behind** the cow.
- b Draw a boy **next to** the cow.
- c Draw a balloon **above** the boy.
- d Draw a hat **on** the boy.

Extended practice



1 Fill in the blanks.

a The clock is the books.

b The teacher is the table.

c The board is the teacher.

2 True or false?

a The books are **beneath** the globe.

True

False

b The apple is **between** the teacher and the books.

True

False

c The clock is **inside** the bookcase.

True

False

UNIT 7: TOPIC 2

Directions



To get from  to  :

Walk **along** the path.

Turn **right**.



Walk **down** to the bus stop.



How would you get from the house to the pond?





Guided practice

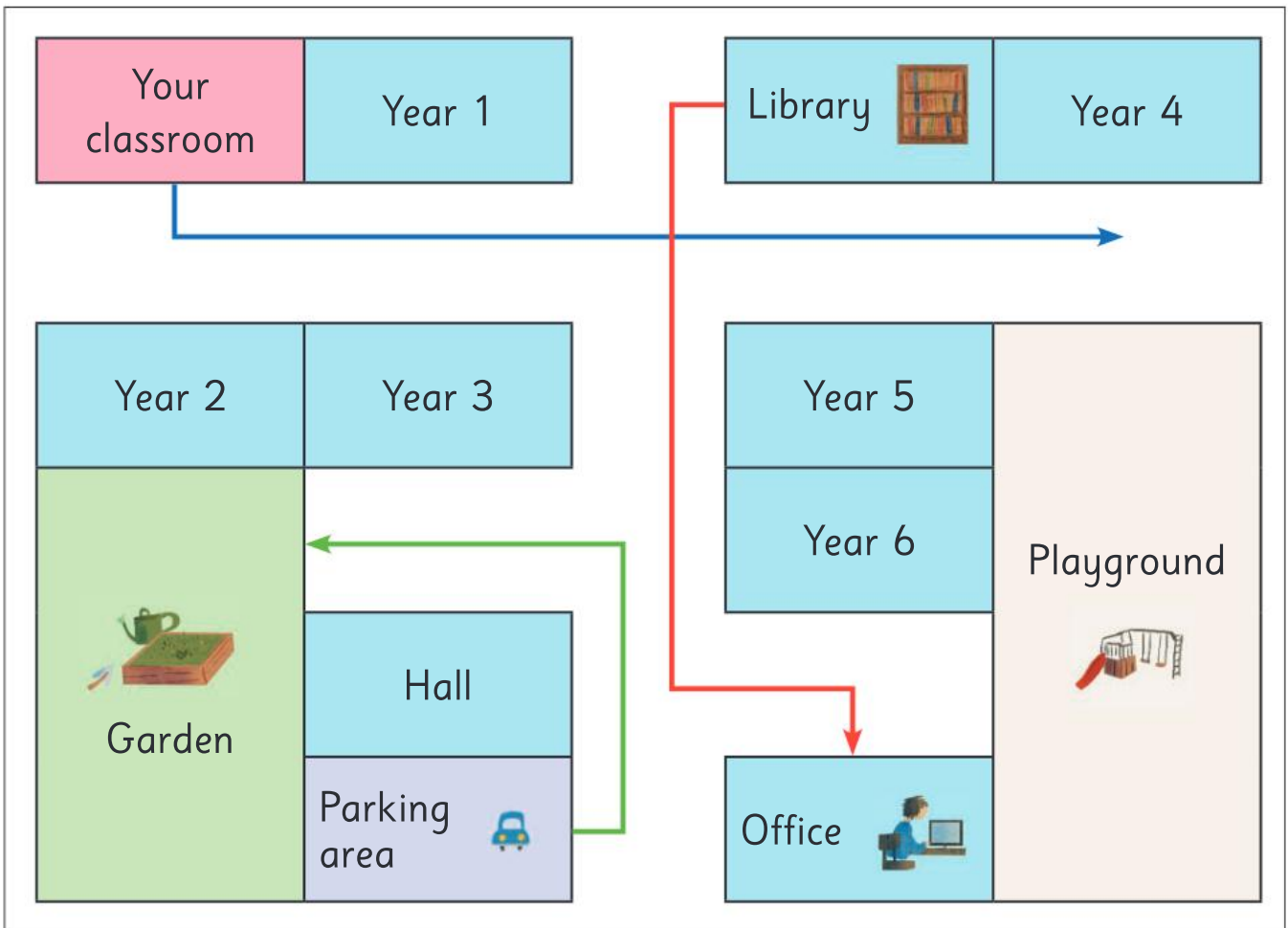


- 1 a** Draw a **red** path from the  to the .

b Draw a **blue** path from the  to the .

c Draw a **green** path from the  to the .

Independent practice



1 Follow the **blue** path.

a It starts at .

b It ends near .

c It goes past .

2 Follow the **green** path.

a It starts at .

b It ends at .

c It goes past .

4 Follow the **red** path.

a It starts at

the library	your classroom
-------------	----------------

.

b It ends at

the garden	the office
------------	------------

.

c It goes past

Year 4	Year 5
--------	--------

.

What is your real classroom near?



4 True or false?

a You need to walk past the office to get from the library to Year 3.

True	False
------	-------

b The garden is next to the hall.

True	False
------	-------

c You pass Year 6 to get from the parking area to your classroom.

True	False
------	-------

d You can't get from the garden to the playground.

True	False
------	-------

e Year 3 is closer to the hall than Year 4.

True	False
------	-------

5 Start at your classroom.

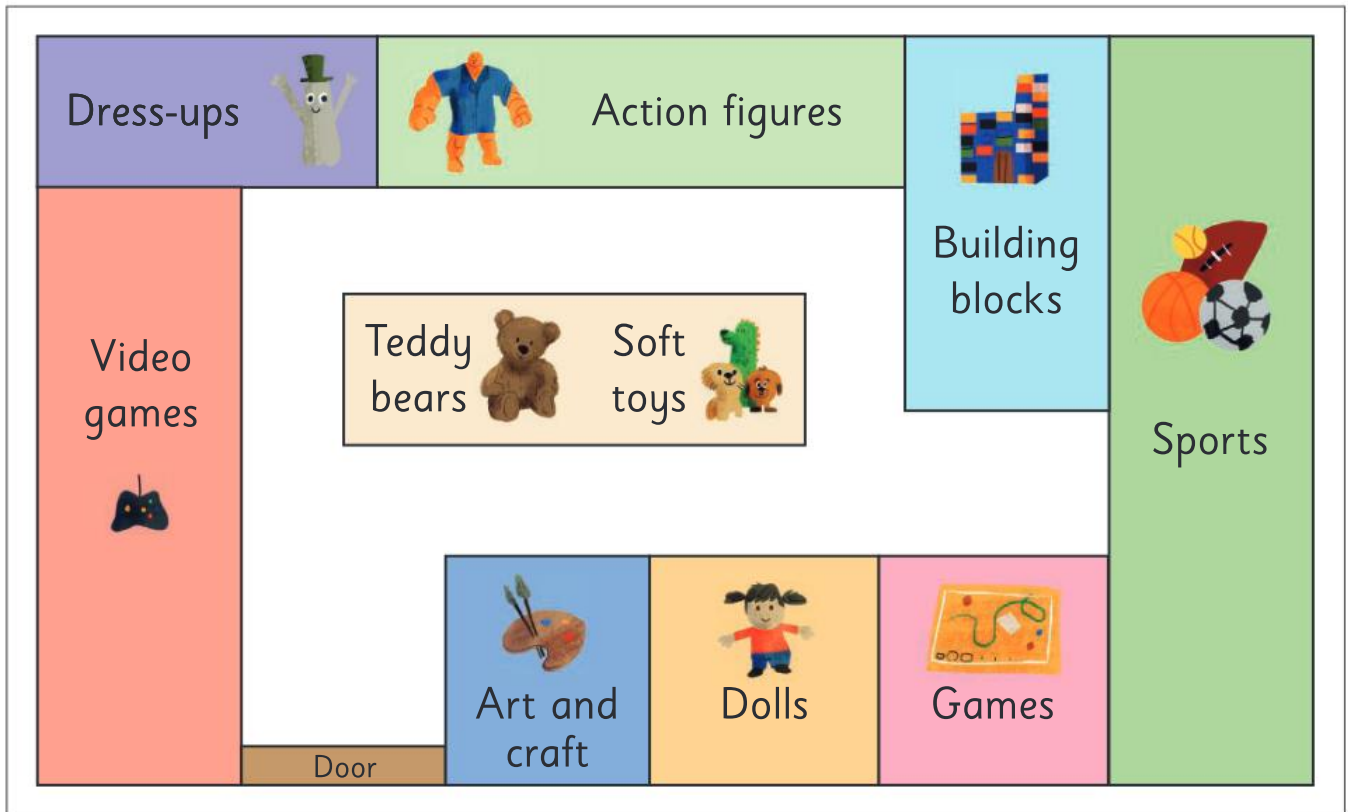
a Turn right between Year 3 and Year 5.

b Turn left between Year 6 and the office.


c Keep walking. Where do you end up?

--


Extended practice



- 1 a Draw a path from the **Door** to your favourite place in the toy store.
- b Circle the places your path goes past.



- c Draw a different way to get to your favourite place.
- d Circle the places your new path goes past.



UNIT 8: TOPIC 1

Yes or no questions



Are you a girl?

Yes

No

Do you own a dog?

Yes

No

Do you have red hair?

Yes

No

What other yes/no questions could you ask the girl?



Guided practice

1 Answer these questions.

a Are you a boy?



Yes

No

b Do you own a dog?



Yes

No

c Do you have brown hair?



Yes

No

d Do you wear glasses?



Yes

No

e Are you at school?



Yes

No

Independent practice

- 1 a Ask 5 people if they like bananas.
Record their answers in the table.



Person 1		Person 2		Person 3		Person 4		Person 5	
yes	no	yes	no	yes	no	yes	no	yes	no

b How many said yes?

c How many said no?

- 2 a Ask 5 people if they have ever been on a plane. Record their answers in the table.



Person 1		Person 2		Person 3		Person 4		Person 5	
yes	no	yes	no	yes	no	yes	no	yes	no

b How many said yes?

c How many said no?

- 3 a Ask 5 people if they walked to school today. Record their answers in the table.



Person 1		Person 2		Person 3		Person 4		Person 5	
yes	no	yes	no	yes	no	yes	no	yes	no

b How many said yes?

c How many said no?

4 Look at the chart.

Question: Do you like football?

Yes						
No						

a How many said yes?

b How many said no?

c Did more say yes or no?










Would you have answered yes or no?



5 Colour the faces to match the answers.

Question: Are you 5 years old?

Person 1		Person 2		Person 3		Person 4		Person 5	
yes	no	yes	no	yes	no	yes	no	yes	no

Yes					
No					

a How many said yes?

b How many said no?

Extended practice

1 Write 2 questions you could ask your class.



a Do you have _____?

b Do you like _____?

2

a Choose one of your questions. Write it here.

b Ask 5 people your question.

Person 1		Person 2		Person 3		Person 4		Person 5	
yes	no	yes	no	yes	no	yes	no	yes	no

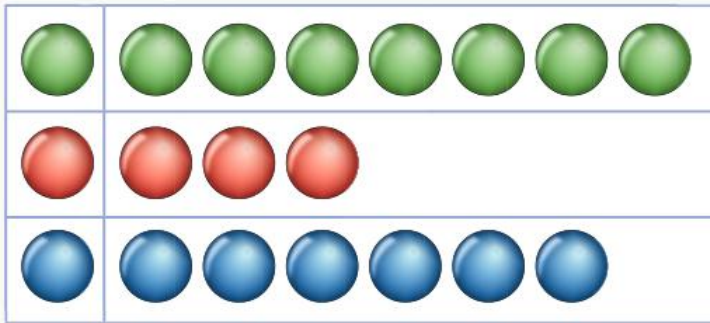
c Colour the faces to match their answers.

Yes					
No					

UNIT 8: TOPIC 2

Pictographs

My marbles



I have
7 **green** marbles.

I have
3 **red** marbles.


I have
6 **blue** marbles.

How many marbles does
he have altogether?



Guided practice

Favourite juices in our class



1 Look at the graph.

a How many  ?

b How many  ?

c How many  ?

d How many  ?

Independent practice

1 Look at the graph.

Favourite treats





a Circle the **most popular** treat.



b Circle the **least popular** treat.




c Do more people like  than  ?

Yes	No
-----	----

What is your favourite treat?



Can you swim?



a Colour the graph to match the answers.

Can you swim?

Yes						
No						

b Did more people say yes?

 Yes

 No

c How many people said no?

d How many people said yes?

e How many people were asked?

Extended practice

- 1 a Ask 10 people what their favourite colour is.
- b Colour the graph to show their responses.

Favourite colours

10					
9					
8					
7					
6					
5					
4					
3					
2					
1					
	Red	Blue	Yellow	Green	Pink

- 2 Use your graph to answer these questions.

a How many like **red**?

b How many like **blue**?

c How many like **pink**?

d Circle the most popular colour.

red **blue** **yellow** **green** **pink**

e Circle the least popular colour.

red **blue** **yellow** **green** **pink**

Is your favourite colour the most popular?



GLOSSARY

addition The joining or adding of two numbers together to find the total. Also known as *adding*, *plus* and *sum*.

Example:

★★★★ + ★★ = ★★★★★
3 and 2 is 5

anticlockwise Moving in the opposite direction to the hands on a clock.




area The size of an object's surface.

Example:

It takes 12 tiles to cover this placemat.



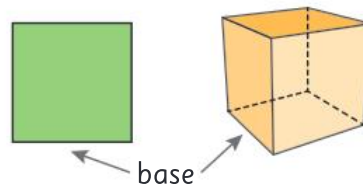
array An arrangement of items into even columns and rows that make them easier to count.



balance scale Equipment that balances items of equal mass – used to compare the mass of different items. Also called pan balance or equal arm balance.



base The bottom edge of a 2D shape or the bottom face of a 3D shape.



calendar A chart or table showing the days, dates, weeks and months in a year.

Month → January 2017 ← Year

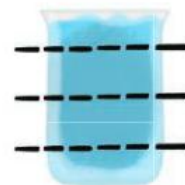
Day	Sun	Mon	Tues	Wed	Thur	Fri	Sat
	1	2	3	4	5	6	7
	8	9	10	11	12	13	14
Date →	15	16	17	18	19	20	21
	22	23	24	25	26	27	28
	29	30	31				

capacity The amount that a container can hold.

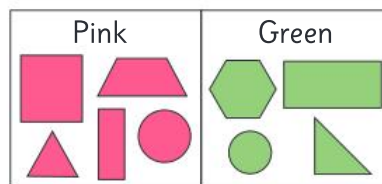
Example:

The jug has a capacity of 4 cups.

4 cups
3 cups
2 cups
1 cup



category A group of people or things sharing the same characteristics.



centimetre A unit for measuring the length of smaller items.

Example: Length is 15 cm.



circle A 2D shape with a continuous curved line that is always the same distance from the centre point.



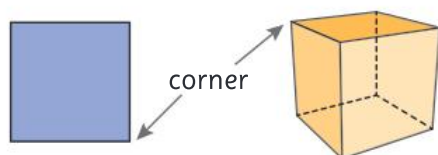
clockwise Moving in the same direction as the hands on a clock.



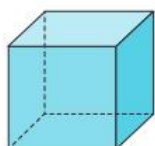
cone A 3D shape with a circular base that tapers to a point.



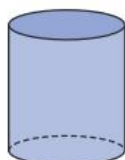
corner The point where two edges of a shape or object meet.



cube A rectangular prism where all 8 faces are squares of equal size.



cylinder A 3D shape with 2 parallel circular bases and one curved surface.



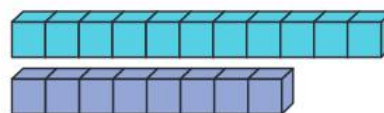
data Information gathered through methods such as questioning, surveys or observation.

day A period of time that lasts 24 hours.



difference (between) A form of subtraction or take away.

Example: The difference between 11 and 8 is 3.

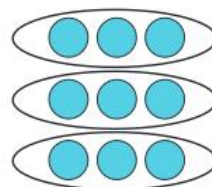


digit The single numerals from 0 to 9. They can be combined to make larger numbers.

Example: 24 is a 2-digit number.
378 is a 3-digit number.


division/dividing Sharing into equal groups.

Example: 9 divided by 3 is 3



double/doubles Adding two identical numbers or multiplying a number by 2.

Example: $4 + 4 = 8$ $2 \times 4 = 8$

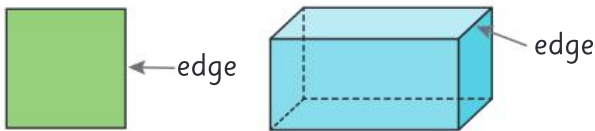


duration How long something lasts.

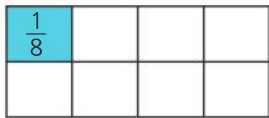
Example: The school week lasts for 5 days.



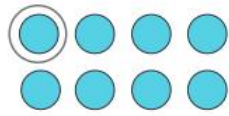
edge The side of a shape or the line where two faces of an object meet.



eighth One part of a whole or group divided into eight equal parts.



Eighth of a whole



Eighth of a group

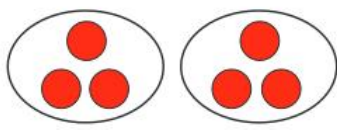
equal Having the same number or value.

Example:

Equal size

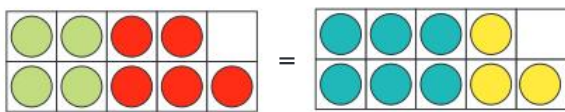


Equal numbers



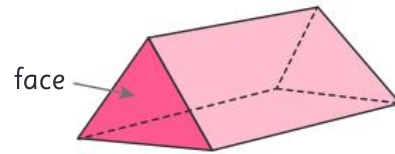
equation A written mathematical problem where both sides are equal.

Example: $4 + 5 = 6 + 3$

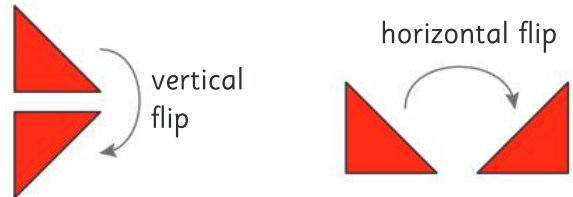


estimate A thinking guess.

face The flat surface of a 3D shape.

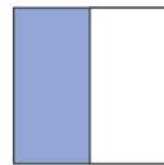


flip To turn a shape over horizontally or vertically. Also known as reflection.



fraction An equal part of a whole or group.

Example: One out of two parts or $\frac{1}{2}$ is shaded.



friendly numbers Numbers that are easier to add to or subtract from.

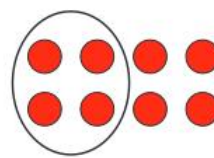
Example: 10, 20 or 100

half One part of a whole or group divided into two equal parts. Also used in time for 30 minutes.

Example:



Half of a whole

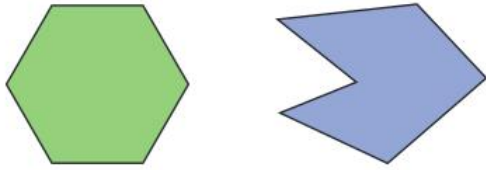


Half of a group

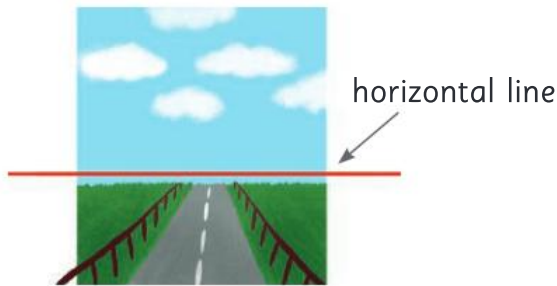


Half past 4

hexagon A 2D shape with 6 sides.

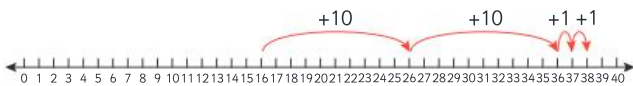


horizontal Parallel with the horizon or going straight across.



jump strategy A way to solve number problems that uses place value to “jump” along a number line by hundreds, tens and ones.

Example: $16 + 22 = 38$




length How long an object is from end to end.

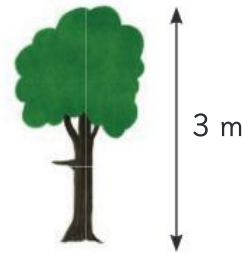
Example: This poster is 3 pens long.



mass How heavy an object is.



metre A unit for measuring the length of larger objects.




month The time it takes the moon to orbit the Earth. There are 12 months in a year.

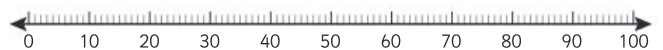


near doubles A way to add two nearly identical numbers by using known doubles facts.

Example: $4 + 5 = 4 + 4 + 1 = 9$



number line A line on which numbers can be placed to show their order in our number system or to help with calculations.



number sentence A way to record calculations using numbers and mathematical symbols.

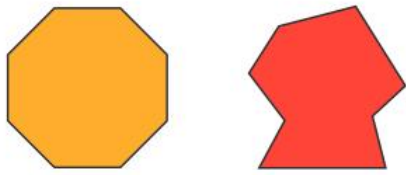
Example: $23 + 7 = 30$

numeral A figure or symbol used to represent a number.

Example:

1 – one 2 – two 3 – three

octagon A 2D shape with 8 sides.




ordinal numbers Numbers that show the order or position of something in relation to others.



pair Two items that go together.

Example: Pairs that make 4



Pair of socks



parallel lines Straight lines that are the same distance apart and so will never cross.



partitioning Dividing or separating an amount into parts.

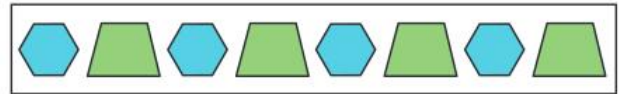
Example: Some of the ways 10 can be partitioned are:

5 and 5 4 and 6 9 and 1



pattern A repeating design or sequence of numbers.

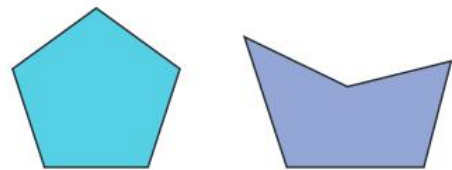
Example: Shape pattern



Number pattern

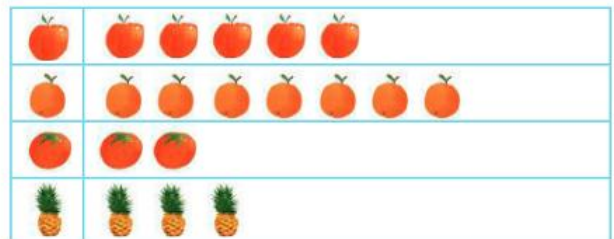
2, 4, 6, 8, 10, 12

pentagon A 2D shape with 5 sides.



pictograph A way of representing data using pictures to make it easy to understand.

Example: Favourite juices in our class



place value The value of a digit depending on its place in a number.

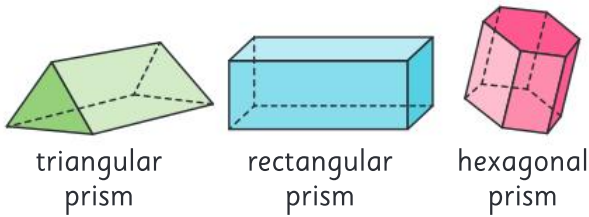
Hundreds	Tens	Ones
		8
	8	6
8	6	3

position Where something is in relation to other items.

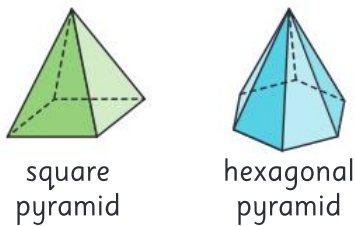
Example: The boy is under the tree that is next to the house.



prism A 3D shape with parallel bases of the same shape and rectangular side faces.



pyramid A 3D shape with a 2D shape as a base and triangular faces meeting at a point.

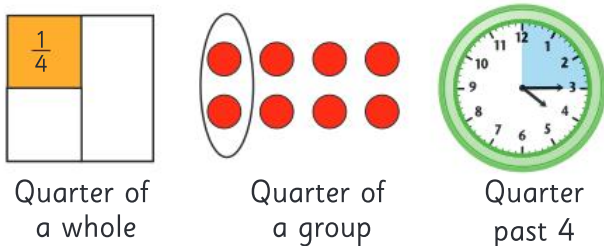


quadrilateral Any 2D shape with four sides.

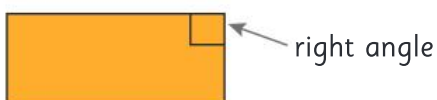


quarter One part of a whole or group divided into four equal parts. Also used in time for 15 minutes.

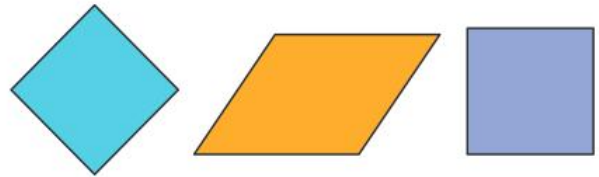
Example:



rectangle A 2D shape with four sides and four right angles. The opposite sides are parallel and equal in length.



rhombus A 2D shape with four sides, all of the same length and opposite sides parallel.

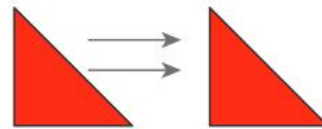


skip counting Counting forwards or backwards by the same number each time.

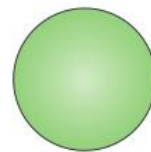
Example: Skip counting by 5s: 5, 10, 15, 20, 25, 30

Skip counting by 2s: 1, 3, 5, 7, 9, 11, 13

slide To move a shape to a new position without flipping or turning it. Also known as *translate*.

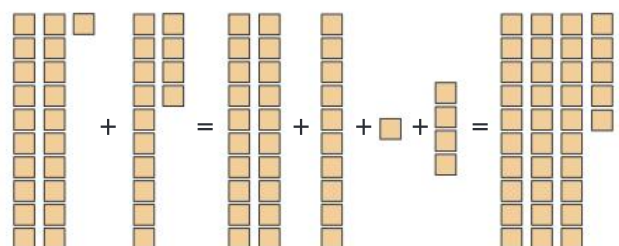


sphere A 3D shape that is perfectly round.

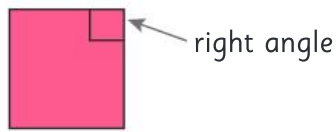


split strategy A way to solve number problems that involves splitting numbers up using place value to make them easier to work with.

Example: $21 + 14 = 35$



square A 2D shape with four sides of equal length and four right angles. A square is a type of rectangle.



strategy A way to solve a problem. In mathematics, you can often use more than one strategy to get the right answer.

Example: $32 + 27 = 59$

Jump strategy



Split strategy

$$30 + 2 + 20 + 7 = 30 + 20 + 2 + 7 = 59$$

subtraction The taking away of one number from another number. Also known as *subtracting*, *take away*, *difference between* and *minus*.

Example: 5 take away 2 is 3



survey A way of collecting data or information by asking questions.

Strongly agree	<input type="checkbox"/>
Agree	<input checked="" type="checkbox"/>
Disagree	<input type="checkbox"/>
Strongly disagree	<input type="checkbox"/>

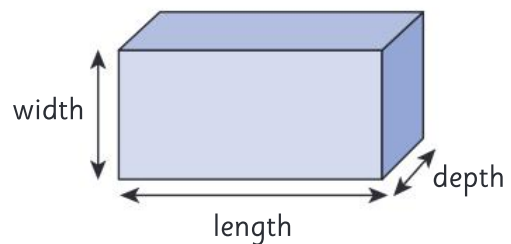
table A way to organise information that uses columns and rows.

Flavour	Number of people
Chocolate	12
Vanilla	7
Strawberry	8

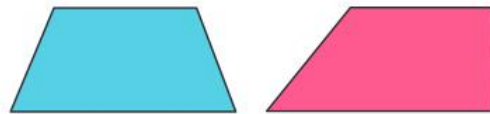
tally marks A way of keeping count that uses single lines with every fifth line crossed to make a group.



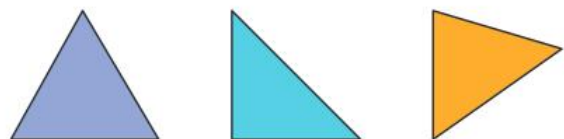
three-dimensional or 3D A shape that has three dimensions – length, width and depth. 3D shapes are not flat.



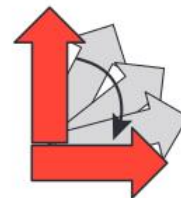
trapezium A 2D shape with four sides and only one set of parallel lines.



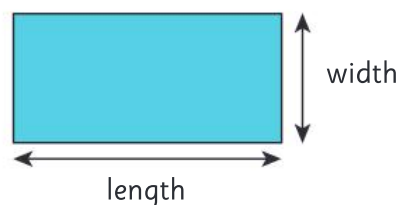
triangle A 2D shape with three sides.



turn Rotate around a point.

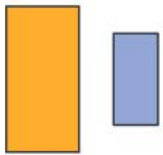


two-dimensional or 2D A flat shape that has two dimensions – length and width.

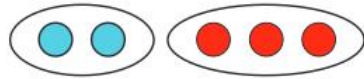


unequal Not having the same size or value.

Example:



Unequal size



Unequal numbers

value How much something is worth.

Example:

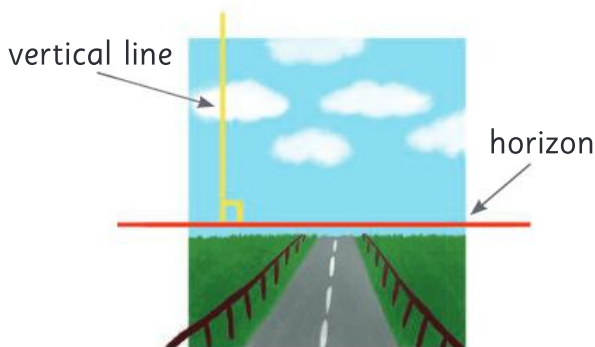


This coin is worth 5c.



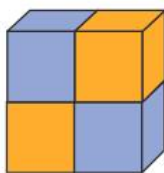
This coin is worth \$1.

vertical At a right angle to the horizon or straight up and down.



volume How much space an object takes up.

Example: This object has a volume of 4 cubes.



week A period of time that lasts 7 days.

Monday



Tuesday



Wednesday



Thursday



Friday



Saturday



Sunday

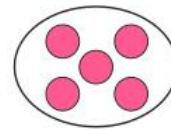


whole All of an item or group.

Example:



A whole shape



A whole group

width How wide an object is from one side to the other.

Example: This poster is 2 pens wide.



year The time it takes the Earth to orbit the Sun, which is approximately 365 days.



ANSWERS

Please note that where multiple answers to a question are possible, the most likely answers have been given as a guide.

UNIT 1: Topic 1

Guided practice

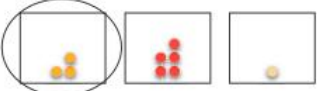
- 1 a–b Teacher to check. Teacher: Look for answers that show ability to start at the correct place to form numbers, and to follow the lines of each number accurately.


Independent practice

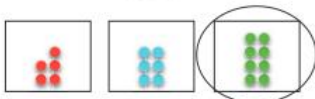
- 1 a–b Teacher to check. Teacher: Look for answers that show ability to accurately copy the numbers, and check for evidence of correct starting points as students write numbers independently.
- 2 a 0 1 2 3 4 5 6 7 8 9 10
b 10 9 8 7 6 5 4 3 2 1 0
c 4 5 6 7 8 9 10
- 3 a 2 b 3 c 5 d 6
e 8 f 10
- 4 a 1 b 3 c 4 d 6
e 8 f 9
- 5 a 1, 3 b 7, 9 c 4, 6 d 6, 8
e 5, 7 f 8, 10

Extended practice

- 1 a Carriages numbered from left to right: 0, 1, 2, 3, 4.
b Teacher to check. Teacher: Look for answers that show ability to read and interpret the numbers in order to draw the correct number of people in each carriage.

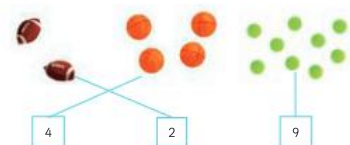
2 a 

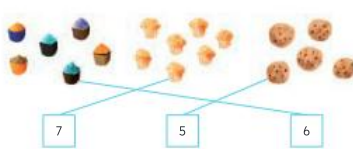
b 

c 

UNIT 1: Topic 2

Guided practice

1 a 

b 

Independent practice

- 1 a 8 b 2 c 9 d 3
e 5 f 10 g 4 h 6
- 2 a–f: Teacher to check. Teacher: Look for answers that show ability to read and interpret the numbers correctly and draw the corresponding number of items.

Extended practice

- 1 a 3 b 8 c 4
- 2 a–c: Teacher to check. Teacher: Look for answers that show ability to read and interpret the numbers correctly and draw the corresponding number of dots.
- 3 a 3 4 5 7
b 1 6 8 10

UNIT 1: Topic 3

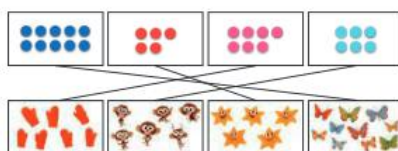
Guided practice

- 1 a 6 & 5 b No
2 a 7 & 7 b Yes

Independent practice

- 1 a 5 b 7 c 10 d 8 e 3
- 2 a–h: Teacher to check. Teacher: Look for answers that show ability to draw the correct number of items to match the given totals.

Extended practice

1 

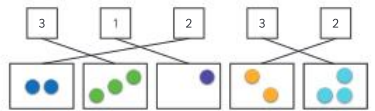
2 a 8 b 9
3 a 5 b 7

UNIT 1: Topic 4

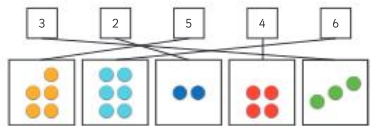
Guided practice

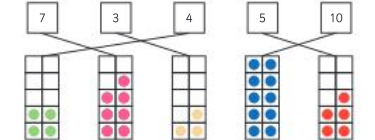
- 1 a 3 b 1 c 4 d 5 e 2

Independent practice

1 a 


NOTE: There are two possible ways to match the 2 and the 3. Either is correct.


b 


c 

- 2 a 5 b 2 c 3 d 5
e 6 f 4
- 3 a The third group should be circled.
b The second group should be circled.

Extended practice


1 

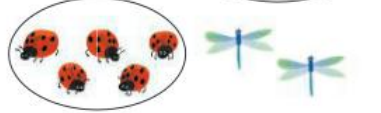
2 




UNIT 1: Topic 5

Guided practice

1 a 

b 

c 

Independent practice

- 1 a 8 b Teacher to check. Teacher: Look for answers that demonstrate students' understanding of "more" by drawing more than 8 eggs.

- 2 a 6 b Teacher to check.
Teacher: Look for answers that demonstrate students' understanding of "more" by drawing more than 6 chocolates.
- 3 a 7 b Teacher to check.
Teacher: Look for answers that demonstrate students' understanding of "less" by drawing less than 7 socks.
- 4 a 4 b Teacher to check.
Teacher: Look for answers that demonstrate students' understanding of "less" by drawing less than 4 toys.
- 5 a Same b Less c Same d More

Extended practice

1

UNIT 1: Topic 6

Guided practice

- 1 a b c d e f
- 2 a red b grey c green

Independent practice

- 1
- | | | | | | |
|-------|--------|-------|--------|-------|-------|
| first | second | third | fourth | fifth | sixth |
| 3rd | 1st | 6th | 5th | 2nd | 4th |
- 2
-
- 3 first, second, third, fourth
- 4 a cat b cow c dog d frog
- 5 a
-

- b
- c

Extended practice

1

4th 1st 3rd 2nd

2

UNIT 1: Topic 7

Guided practice

- 1 a-c Teacher to check. Teacher: Look for answers that show students' ability to start at the correct place to form their numbers, and to follow the lines of each number accurately.

Independent practice

- 1 a-b Teacher to check. Teacher: Look for answers that show ability to accurately copy the numbers from the box above, and check for evidence of correct starting points as students write numbers independently.
- 2 a 12, 15, 16, 19, 20
b 19, 15, 14, 11 c 15, 18, 19
- 3 a 11 b 14 c 16 d 17
e 19 f 20
- 4 a 10 b 12 c 9 d 15
e 18 f 19
- 5 a 13, 15 b 16, 18 c 14, 16
d 11, 13 e 18, 20 f 10, 12

Extended practice

1 a

b

2 a 14, 15, 17, 19, 22, 26, 28

3 a 10, 11 b 19, 20 c 22, 23
d 28, 29 e 17, 18 f 27, 28

UNIT 1: Topic 8

Guided practice

1 a

11 15 16

b

18 13 17

Independent practice

- 1 a
- | | | | | |
|--------|--------|----------|----------|---------|
| eleven | twelve | thirteen | fourteen | fifteen |
| 14 | 13 | 11 | 15 | 12 |
- b
- | | | | |
|---------|-----------|----------|----------|
| sixteen | seventeen | eighteen | nineteen |
| 16 | 19 | 17 | 18 |
- 2 a 12 b 15 c 14 d 17
- 3 a 10 b 5 c 15
- 4 a 10 b 3 c 13
- 5 a 10 b 9 c 19
- 6 a 10 b 6 c 16

Extended practice

1 a

b

c

d

2 a 2 5 12 14 16 19
b 6 7 10 11 17 20
c 1 2 5 11 12 15

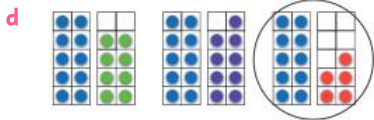
UNIT 1: Topic 9

Guided practice

1 a

b

c



Independent practice

- 1 a–b Teacher to check. Teacher: Look for answers that demonstrate understanding of the concept of “more”. Students should also be able to count accurately to draw more than 7 and 14 items respectively.
- 2 a–b Teacher to check. Teacher: Look for answers that demonstrate understanding of the concept of “less”. Students should also be able to count accurately to draw less than 15 and 17 items respectively.
- 3 a The planes should be circled.
b 2
- 4 a The rainbows should be circled.
b 3
- 5 a The socks should be circled.
b 2

Extended practice

- 1 a Yes b Yes c No d No
- 2 a
b 14
- 3 a
b 29

UNIT 1: Topic 10

Guided practice

- 1 a 0 and 5 makes 5
b 1 and 4 makes 5
c 2 and 3 makes 5
d 3 and 2 makes 5
e 4 and 1 makes 5
f 5 and 0 makes 5

Independent practice

- 1
- 2
- 3 a 3 and 3 makes 6
b 3 and 4 makes 7
c 5 and 5 makes 10
d 4 and 6 makes 10
e 2 and 8 makes 10

- f 7 and 3 makes 10
g 9 and 1 makes 10
h 1 and 9 makes 10

Extended practice

- 1 a 2 b 5 c 4 d 9
- 2 a–b Teacher to check. Teacher: Look for answers that show students’ ability to accurately partition 10 into two parts. Students’ number sentence should also match the visual representation of the sum.

UNIT 1: Topic 11

Guided practice

- 1 a 4 b 2
2 a 6 b 2

Independent practice

- 1 a
b
c
d
e
- 2 a Unequal b Equal
c Equal d Unequal

Extended practice

- 1–3 a–b Teacher to check. Teacher: Look for answers that show ability to make equal groups independently, and to correctly identify the number of items in each group.

UNIT 1: Topic 12

Guided practice

- 1 a
- b

Independent practice

- 1 a
- b 4
- 2 a
- b 3
- 3 a
- b 2
- 4 a
- b 3 (NOTE: Students may draw the lines in a different order – as long as they share 3 bananas to each monkey this is fine.)
- 5 a
- b 2 (NOTE: Students may draw the lines in a different order – as long as they share 2 muffins to each child this is fine.)
- 6 a
- b 3
- Extended practice**
- 1–2 a–b Teacher to check. Teacher: Look for answers that show ability to make equal groups independently and to correctly identify the number of items in each group.
- 3 a and d should be ticked.

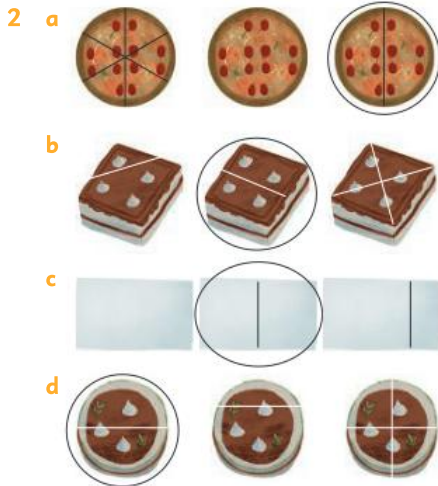
UNIT 2: Topic 1

Guided practice

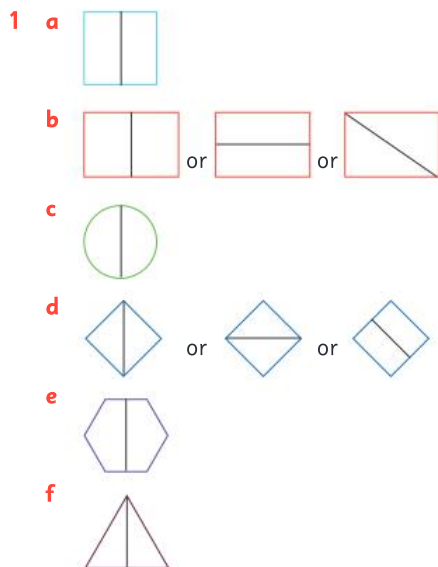
- 1 a-d Only one half of each shape should be coloured in.

Independent practice

- 1 a Whole b Half c Half
d Whole e Whole f Half



Extended practice



- 2 Students could divide the square in any 2 of the following ways:



UNIT 3: Topic 1

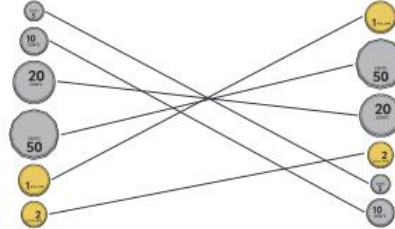
Guided practice

- 1 The following places should be ticked: at the movies; at the supermarket; at an ice-cream shop; in a restaurant. Allow variations in answers if students can offer justifications:

e.g. "I need money walking in the park because there is a kiosk where I buy an ice-cream."

Independent practice

- 1 15
2 a 10 b 4
3 a 14 b 12 c Flynn
4



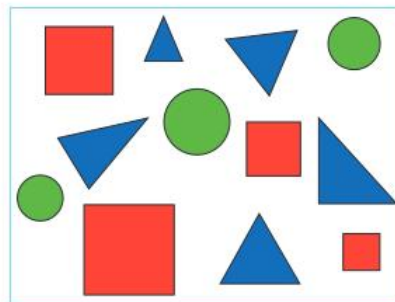
Extended practice

- 1 Students' own answers. Look for students who can choose appropriate scenarios where money is likely to change hands and who understands the transactional nature of money.
- 2 a 5 coins should be circled.
b 2 coins should be circled.
c 8 coins should be circled.

UNIT 4: Topic 1

Guided practice

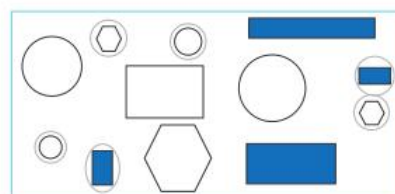
- 1 a-c



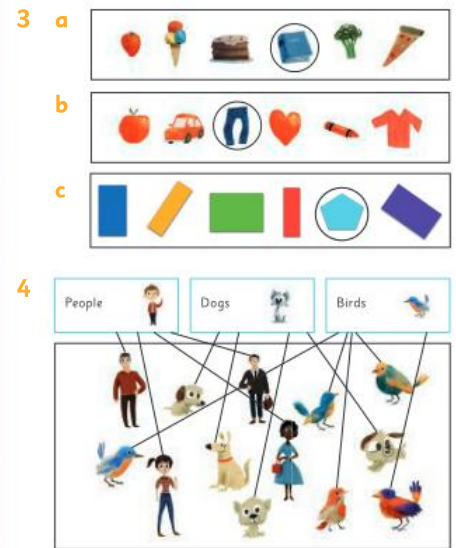
- 2 a 4 b 5 c 3

Independent practice

- 1 a-b



- 2 a-c

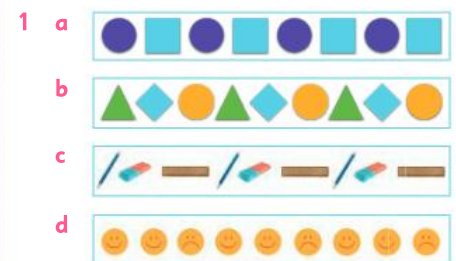


Extended practice

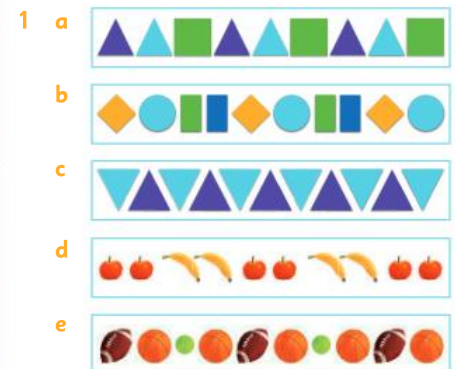
- 1 Teacher to check. Teacher: Look for answers that show ability to choose appropriate groupings, such as identifying the colours of the particular foods or differentiating the fruits from the vegetables.
- 2 Teacher to check. Teacher: Look for answers that show ability to choose appropriate categories such as size, shape or colour, and to successfully sort the shapes based on the categories identified.

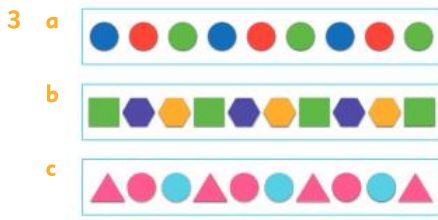
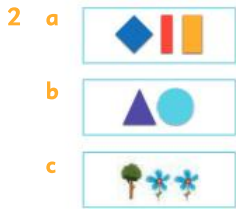
UNIT 4: Topic 2

Guided practice




Independent practice





Extended practice

1 a–b Teacher to check. Teacher: Look for answers that show ability to make an identifiable pattern using the given shapes, with or without the aid of colour patterning.



UNIT 4: Topic 3

Guided practice

1 Teacher to check. Teacher: Look for answers that demonstrate an understanding of patterns by correctly drawing a pattern with repeating elements in sequence.

Independent practice

1–4 It does not matter where in the sequence the repeating section is circled, as long as the student correctly identifies the repeating elements.

1 a A sun and 2 moons should be circled. b 3

2 a A heart, a star and a flower should be circled. b 3

3 a A cloud and a lightning bolt should be circled. b 2

4 a A rainbow, sun, cloud and moon should be circled. b 4



b



b

7 a The second option with the hexagon and the cube should be circled.

b The first option with the inverted triangle and the rectangle should be circled.

Extended practice

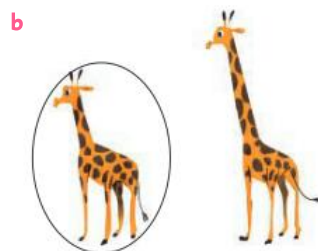
1 a–b Teacher to check. Teacher: Look for answers that show ability to follow the directions to make a pattern with the given number of repeating elements.



d 3

UNIT 5: Topic 1

Guided practice



Independent practice

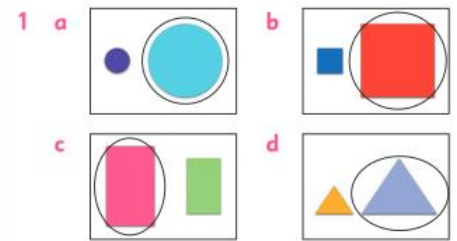
1 a Teacher to check. Teacher: Look for answers that show students' understanding of "longer" by drawing a line that is longer than the one on the page.

b Teacher to check. Teacher: Look for answers that show students' understanding of "shorter" by drawing a line that is shorter than the one on the page.

2 a Teacher to check. Teacher: Look for answers that show students' understanding of "taller" by drawing a building that is taller than the one on the page.

b Teacher to check. Teacher: Look for answers that show students' understanding of "shorter" by drawing a building that is shorter than the one on the page.

Guided practice



Independent practice

1 a–c Teacher to check. Teacher: Look for answers that show ability to cover the front of the chosen books without gaps, accurately count the blocks used and use this information to identify the one with the greater area.

2–3 Teacher to check. Teacher: Look for answers that show ability to select objects that have an area of approximately 8 and 12 blocks, and to then measure the area using the blocks with no gaps between them.


Extended practice

1 a–c Teacher to check. Teacher: Look for answers that show students' ability to make credible choices, and to justify why they chose particular items.

2 a–b Teacher to check. Teacher: Look for answers that show students' ability to make reasonable guesses as to items with larger or smaller areas than the book, and to justify their responses.

UNIT 5: Topic 2

Guided practice



Independent practice

1 a Teacher to check. Teacher: Look for answers that show students' understanding of "takes up more space" by drawing an item that has a greater volume than the block of chocolate.

b Teacher to check. Teacher: Look for answers that show students' understanding of "takes up more space" by drawing an item that has a greater volume than the loaf of bread.

2 a-b Teacher to check. Teacher: Look for models that show students' ability to use the correct number of blocks.

c The "T" shape should be circled.

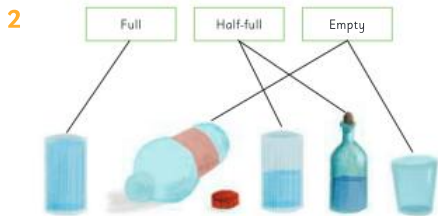
Guided practice



Independent practice

1 a Teacher to check. Teacher: Look for answers that show students' understanding of "holds more" by drawing an item that has a greater capacity than the mug, such as a juice bottle or bucket.

b Teacher to check. Teacher: Look for answers that show students' understanding of "holds more" by drawing an item that has a greater capacity than the bath, such as a lake or swimming pool.



Extended practice

1 a-c Teacher to check. Teacher: Look for answers that show students' ability to use strategies such as pouring from one container to another to determine which has the greater capacity, and to then correctly classify their two containers according to capacity.

2 a-c Teacher to check. Teacher: Look for answers that show students' ability to fill each box with blocks without leaving gaps, and to accurately count and compare the volume of the two boxes to correctly classify them according to volume.

UNIT 5: Topic 3

Guided practice



Independent practice



b Answers will vary, depending on whether the lunch box and water bottle used are empty or full.



3 a Heavy **b** Light **c** Heavy

4 a The apple should be coloured in.
b The watch should be coloured in.

5 a The car should be coloured in.
b The couch should be coloured in.

Extended practice

1 a-b Teacher to check. Teacher: Look for answers that show ability to identify items heavier than the given items and justify choices using appropriate language such as "lighter" and "heavier".

2 a-b Teacher to check. Teacher: Look for answers that show ability to identify items lighter than the given items and justify choices using appropriate language such as "lighter" and "heavier".

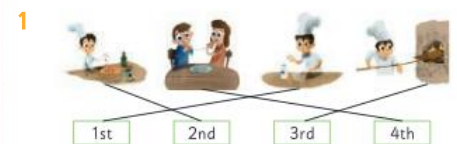
3 a-b Teacher to check. Teacher: Look for answers that show students' ability to make plausible guesses about objects that are easy or hard to push or pull, and that justify answers using appropriate language.

UNIT 5: Topic 4

Guided practice



Independent practice



2 NOTE: Teacher to check. The answers below are a guide only. Teacher: Accept any reasonable answers so long as students can justify their choices (e.g. "We play a board game at home that is really quick.").



3 a 4 o'clock **b** 1 o'clock
c 6 o'clock **d** 9 o'clock
e 11 o'clock **f** 7 o'clock



Extended practice

1 a-b Teacher to check. Teacher: Look for answers that show students' ability to choose appropriate activities based on their understanding of morning and afternoon, and to give reasonable justification for the timing of these activities.

2 a-c Teacher to check. Teacher: Look for answers that show students' ability to correctly show "o'clock" time, and to make an accurate estimate to the nearest hour of when they do everyday activities.

UNIT 5: Topic 5

Guided practice

1 a

Monday
Tuesday
Wednesday
Thursday
Friday
Saturday
Sunday

b Teacher to check. Teacher: Look for answers that show students' ability to write their favourite day correctly, and to offer logical reasons for why it is their favourite.

Independent practice

1

Monday	Tuesday	Wednesday	Thursday	Friday	Saturday	Sunday
--------	---------	-----------	----------	--------	----------	--------

- 2 a A line should be joined to Monday, Tuesday, Wednesday, Thursday and Friday.
 b Answers will vary.
 c Answers will vary.
 d A line should be joined to Sunday.
- 3 a-d Teacher to check. Teacher: Look for answers that show ability to accurately identify activities that occur on particular days.
- 4 a-c Teacher to check. Teacher: Look for answers that show students are aware of the days of the week and can identify the day before and after the current day.

Extended practice

1 a

Monday	Tuesday	Wednesday	Thursday
--------	---------	-----------	----------

b

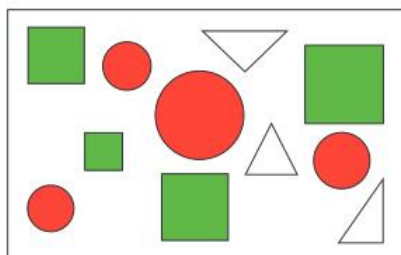
Saturday	Sunday	Monday	Tuesday
----------	--------	--------	---------

- 2 a Wednesday b Saturday
 c Friday d Monday
- 3 a Sunday b Friday
 c Tuesday d Thursday

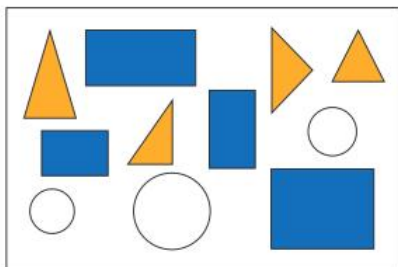
UNIT 6: Topic 1

Guided practice

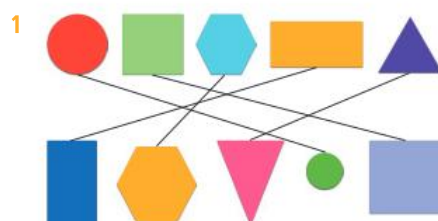
1 a-b



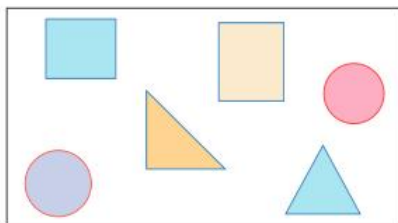
2 a-b



Independent practice



2 a-b



- 3 a 4 corners 4 sides
 b 0 corners 0 sides
 c 3 corners 3 sides
 d 4 corners 4 sides

4 a 4 b 5 c 3

Extended practice


1 a-c Teacher to check. Teacher: Look for answers that show an understanding of corners and sides, and an ability to draw shapes that meet the given criteria.

2 a 8 b 11 c 3

UNIT 6: Topic 2

Guided practice

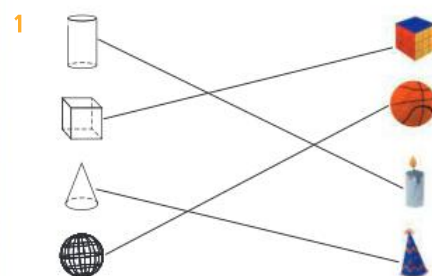
1 a-b



2 a-b



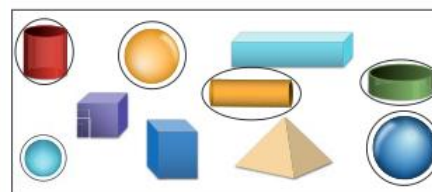
Independent practice



2 a Students should have drawn a square.

b 6

3



4 a 4 b 3 c 2 d 2

Extended practice



2 a Teacher to check. Teacher: Look for answers that show ability to identify and represent common items that are cubes, such as dice.

b Teacher to check. Teacher: Look for answers that show ability to identify and represent common items that are spherical, such as sports balls.

UNIT 7: Topic 1

Guided practice

- 1 a under b towards
 c above d between

Independent practice

1 a-f Teacher to check. Teacher: Look for answers that show ability to correctly interpret positional language to place the ball as instructed.

2 a left b right c left



Extended practice

- 1 Teacher to check. Teacher: Allow variations on given answers if students accurately describe the location of the objects.
- a above b on c behind
- 2 a True b False c False

UNIT 7: Topic 2

Guided practice

- 1 a–c Teacher to check. Teacher: Look for answers that show students' ability to draw a direct route between the two locations, staying on the path, and to explain how they chose their route.

Independent practice

- 1 a your classroom b Year 4
c Year 3
- 2 a the parking area b the garden
c the hall
- 3 a the library b the office
c Year 5
- 4 a False b True c True
d False e True
- 5 a–c the playground

Extended practice

- 1 a–d Teacher to check. Teacher: Look for answers that show students' ability to draw a direct path using two different routes from the door to their favourite location, and to accurately identify the other locations they pass on the way.

UNIT 8: Topic 1

Guided practice

- 1 a–e Teacher to check. Teacher: Look for answers that show students' ability to identify the option that applies to them.

Independent practice

- 1–3 a–c Teacher to check. Teacher: Look for answers that show students' ability to find answers from exactly 5 students and record them accurately. Students should also be able to identify how many of each response they received.

- 4 a 5 b 3 c yes

5

Yes					
No					

- a 3 b 2

Extended practice

- 1 a–b Teacher to check. Teacher: Look for answers that show ability to use the question scaffolds to write 2 questions that could be posed to gain data.
- 2 a Teacher to check. Teacher: Look for answers that show students' ability to choose a question that is appropriate for their classmates.
- b Teacher to check. Teacher: Look for answers that show students' ability to pose their question to 5 students and record the responses accurately.
- c Teacher to check. Teacher: Look for answers that show students' ability to use their collected data to colour the faces accurately.

UNIT 8: Topic 2

Guided practice

- 1 a 5 b 7 c 2 d 3

Independent practice

- 1 a

- b

- c Yes

2 a

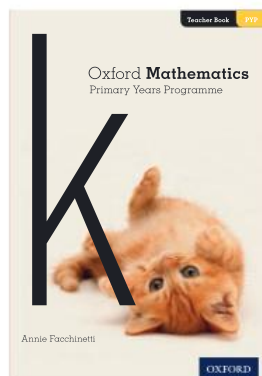

Yes						
No						

- b Yes c 3 d 5 e 8

Extended practice

- 1 a–b Teacher to check. Teacher: Look for answers that show students' ability to recognise how to record the information given to them by their classmates. Students should also have 10 cells of the graph coloured, to represent 10 students.
- 2 a–e Teacher to check. Teacher: Look for answers that show students' ability to accurately interpret their pictograph.

Oxford Mathematics Primary Years Programme is a comprehensive and engaging series for Kindergarten to Year 6. Designed by experienced classroom teachers, it supports sequential acquisition of mathematical skills and concepts, incorporates an inquiry-based approach, and is fully aligned with the understandings and outcomes of the PYP K–6 mathematics curriculum.



The series includes:

- **Student Books** with guided, independent and extended learning activities to help students understand mathematical skills and concepts
- **Practice and Mastery Books** (Years 1–6) with reinforcement activities and real-world problems that allow students to explore and apply their knowledge
- **Teacher Books** with hands-on activities, blackline masters and activity sheets, as well as pre- and post-assessment tests for every topic.

Oxford Mathematics Primary Years Programme supports differentiation in the classroom by helping teachers find the right pathway for every student, ensuring that each child can access the PYP mathematics curriculum at their own point of need.

OXFORD
UNIVERSITY PRESS

ISBN 978-0-19-031219-0



9 780190 312190

How to get in contact:
web www.oxfordprimary.com/pyp
email schools.enquiries.uk@oup.com
tel +44 (0)1536 452620
fax +44 (0)1865 313472